



2013

2013 08

1

	20,642,436,924.51	23,206,160,008.02
	4,094,337.78	1,034,013.88
	969,053,901.79	1,720,813,071.77
	24,399,093,497.17	18,900,351,967.55
	787,089,594.32	838,311,884.16
	943,680,914.67	1,124,313,879.05
	11,414,660,492.64	11,732,530,330.01
	8,805,545,101.18	9,194,519,132.91

2

		2013
	460,574,122.25	311,539,732.87
	68,426,228,886.31	67,029,574,020.22
	3,863,790.56	4,692,914.72
	8,500,388,947.97	10,467,973,027.73
	330,273,826.25	330,063,172.92
	4,683,497,249.33	4,569,360,331.87
	1,909,794,078.21	1,542,486,064.74
	2,807,651,297.17	2,731,115,687.73
	1,796,292,528.25	1,842,939,475.46
	445,949,838.05	456,259,871.32
	20,477,711,555.79	21,944,890,546.49
	88,903,940,442.10	

	223,829,360.50	587,501,207.32
	1,251,352,156.70	2,686,376,683.02
	60,352,750.06	103,254,260.40
	1,542,700,464.24	20,225,586.87
	7,161,733,647.04	7,100,880,020.38

	456,696,882.55	386,818,612.86
	42,572,873,101.35	41,188,960,316.88
	88,903,940,442.10	88,974,464,566.71

2

	10,289,302,711.01	8,952,388,993.77
	4,094,337.78	1,034,013.88
	536,787,146.48	1,240,963,139.96
	25,822,018,465.49	22,521,901,602.06

	1,207,973,427.86	1,078,207,256.57
	174,216,174.24	153,452,058.01
	17,893,548,562.84	17,335,260,520.24
	72,125,345,117.35	69,754,251,233.76
	1,985,861,164.69	2,657,157,913.59
	5,125,038,173.23	5,640,481,583.34
	10,872,380,199.74	8,692,792,598.76
	776,278,291.26	776,704,105.48
	99,364,151.35	453,732,245.41
	1,026,899,093.28	2,218,893,240.36
	35,246,439.63	53,625,000.00
	1,541,190,810.00	
	5,032,206,124.04	4,571,330,041.37
	271,862,800.00	2,043,339,883.94
	26,766,327,247.22	27,108,056,612.25
	4,136,375,985.98	3,237,178,371.54
	1,094,977,788.07	
	614,150.66	155,102.08
	224,608,634.00	169,841,284.00
	5,456,576,558.71	3,407,174,757.62
	32,222,903,805.93	30,515,231,369.87

	7,705,954,050.00	7,705,954,050.00
	14,646,675,320.03	14,647,380,075.57
	8,490,014.08	
	2,612,079,586.90	2,612,079,586.90
	14,929,242,340.41	14,273,606,151.42
	39,902,441,311.42	39,239,019,863.89
	72,125,345,117.35	69,754,251,233.76

3

	20,164,757,196.06	29,119,503,863.31
	20,164,757,196.06	29,119,503,863.31
	16,524,343,820.75	22,305,576,104.79
	13,690,766,210.45	19,208,241,281.76
	120,358,641.61	145,841,263.34
	1,525,904,048.87	1,472,979,631.55
	847,879,517.78	956,100,885.66

	19,390,657,685.00	28,036,727,794.14
	14,620,080,551.73	20,073,682,982.60
	86,819,061.37	117,763,921.28
	1,552,736,184.76	1,252,771,307.18
	650,023,474.10	819,331,087.68
	-397,864,923.95	-281,194,359.99
	219,259,903.91	206,120,085.52
	3,060,323.90	-18,404,445.05
	-11,584,925.47	92,188,342.83
	-21,563,777.33	7,728,531.97
	2,651,078,831.51	5,922,036,667.65
	42,093,555.62	33,096,753.04
	150,522,410.71	158,523,233.07
	11,810,117.47	8,298,758.29



	415,140,453.37	12,684,313.22
	578,788,964.76	817,200,894.88
	21,645,663.55	167,962,000.00
		359,348,861.46
	600,434,628.31	1,344,511,756.34
	-185,294,174.94	-1,331,827,443.12
		1,000,000.00
		1,000,000.00
	4,081,857,782.28	9,402,157,151.97
		2,495,292,694.87
	4,081,857,782.28	11,898,449,846.84
	6,647,126,473.10	7,783,860,614.72
	506,583,369.57	451,111,796.75
	20,225,586.87	18,826,122.87
	19,494,337.64	70,444,923.72
	7,173,204,180.31	8,305,417,335.19
	-3,091,346,398.03	3,593,032,511.65
	-57,714,956.42	-7,312,520.46
	-2,177,639,253.42	2,839,646,610.91
	20,083,971,225.53	16,002,208,493.76
	17,906,331,972.11	18,841,855,104.67

							2,905,914,320.50		83,062,421.12	2,988,976,741.62
		-704,755.54						-62,562,060.58	6,871,932.21	-56,394,883.91
		-704,755.54					2,905,914,320.50	-62,562,060.58	89,934,353.33	2,932,581,857.71
		-4,880,114.50							-611,799.18	-5,491,913.68
1										
2										
3		-4,880,114.50							-611,799.18	-5,491,913.68
							-1,541,190.810.00		-2,024,748.14	-1,543,215,558.14
1										
2										
3							-1,541,190.810.00		-2,024,748.14	-1,543,215,558.14
4										
1										
2										
3										
4										
				17,457,934.90						17,457,934.90
1				22,313,440.68						22,313,440.68
2				-4,855,505.78						-4,855,505.78
									-17,419.5	-17,419.5

									36.32	36.32
	7,705,9 54,050. 00	14,599, 400,19 8.62		17,457, 934.90	2,613,0 78,832. 42		17,302, 812,52 6.96	-122,52 7,324.1 0	456,696, 882.55	42,572,87 3,101.35

	7,705,9 54,050. 00	14,674, 111,28 5.27			1,962,7 58,555. 37		11,184, 848,81 2.09	-81,222 ,566.30	188,309, 784.32	35,634,75 9,920.75

3										
							-1,926, 488,51 2.50		-39,051,7 09.74	-1,965,54 0,222.24
1										
2										
3							-1,926, 488,51 2.50		-39,051,7 09.74	-1,965,54 0,222.24
4										
1										
2										
3										
4										
1										
2										
		-68,226 ,255.20							-9,413,44 8.62	-77,639,7 03.82
	7,705,9 54,050. 00	14,605, 977,02 4.18			1,962,7 58,555. 37		14,880, 123,96 9.94	-96,906		

	7,705,954,050.00	14,647,380,075.57			2,612,079,586.90		14,273,606,151.42	39,239,019,863.89
		-704,755.54		8,490,014.08			655,636,188.99	663,421,447.53
							2,196,826,998.99	2,196,826,998.99
		-704,755.54						-704,755.54
		-704,755.54					2,196,826,998.99	2,196,122,243.45
1								

2

	7,705,954	14,646,67		8,490,014	2,612,079		14,929,24	39,902,44
	,050.00	5,320.03		.08	,586.90		2,340.41	1,311.42

	7,705,954	14,646,99			1,961,759		10,347,21	34,661,91
	,050.00	0,511.42			,309.85		2,170.43	6,041.70
	7,705,954	14,646,99			1,961,759		10,347,21	34,661,91
	,050.00	0,511.42			,309.85		2,170.43	6,041.70
		91,994.11					3,094,143	3,094,235
							,116.98	,111.09
							5,020,631	5,020,631
							,629.48	,629.48
		91,994.11						91,994.11
		91,994.11					5,020,631	5,020,723
							,629.48	,623.59
1								
2								
3								
							-1,926,48	-1,926,48
							8,512.50	8,512.50
1								
2								
3							-1,926,48	-1,926,48
							8,512.50	8,512.50
4								
1								
2								
3								

4								
1								
2								
	7,705,954 ,050.00	14,647,08 2,505.53			1,961,759 ,309.85		13,441,35 5,287.41	37,756,15 1,152.79

743

2005 10 28

1999 8 31

2004 10 21

1999

4300001004095¹⁰ •, 3 l% VđÁ `F)C™1€

		1:1	H	H	A	H	592,765.6962
	A	482,763.4742	H	110,002.222			
2011 7		2010				10	3
770,595.405							
2013 6 30				770,595.405			125,331.4876
16.26%					HKSCC NOMINEES LIMITED		142,778.8445
18.53%				38,651.7443			5.02%
GOOD EXCEL GROUP LIMITED				36,393.6856			4.72%
16,863.5602		2.19%		2013 6 30	A		627,592.5164
81.44%				H	143,002.8886		18.56%
2012 2 27					2012 27		

361

1

2006 2 15

2

2006 2 15

3

1 1 12 31

4

5

1

2

6

1

2

1

2

1

2

9

1

2

1

2

3

4

2

7

10

1

2

1

	1	1,000

2

	(%)	(%)
1 1	1%	1%
1 2	6%	6%
2 3	15%	15%
3 4	40%	40%
4 5	70%	70%
5	100%	100%

3

11

1

2

3

3

4

3

20%

50%

1

3

4

2

5

4

13

14

16

14

1

2

3

4

1

2

3

4

5

5

15

1

2

3

1

3

2

3

16

1

2

3

3

4

1

2

17

1

2

1

2

3

4

5

6

7

3

4

5

1

2

3

4

5

6

18

1

1

19

1

1

2

3

2

20

1

2

3

4

21

1

2

1

2

22

1

2

23

1

2

24

1

8 5 + e 1 s / .

TLp : , 5 + RC R - - r Q - - 8 R % 3 P O O C 8 ! D , Q B ! j j a F B 5 S C

1

		17% 20%
		3% 5%
		5% 7%
		15% 16.5% 25% 31.4%
		3% 5%

2

1

2011 11 4 15% 2011 1 1 2013 12 31 2011

11 4 15% 2011 1 1 2013 12 31

2013 12 31 2011 11 28 2011 1 1

2010 1 1 2012 12 31 2010 12 29 15%

2011 12 31 2009 7 15 2009 1 1 15%

2012 13 2012 2012 11 12

12 31 2011 11 28 2011 1 1 2013 15%

27.5% 31.40% 16.50%

25%

2 3%

2012 71 2012 9 1 2012 12 1 17%

2011 111

3%
 3 CIFA 20% 17%

3

1
 2 2009 1 1

1

1

		233		1000				(%)	(%)				
								100%	100%				

--	--	--	--	--	--	--	--	--	--	--	--	--	--	--

Interna
tional
Tradin
g(H.K.)
Co.Lim
ited

Zoomli

08 19.56 1 3357 /32.756 refQQ504..42E86 563 /32.756 r2fQQ504..42E7

l(H.K.)
Co.,Li
mited

Kong

				3000				70%	70%		8,663,462.25		
				8000				93.75%	93.75%		954,797.49		
				3000				100%	100%				
				210000				100%	100%				
		19,rue de bitbourg L-1273 Luxembourg		20				100%	100%				
		39		5000				100%	100%				
ZOOM LION SINGAPORE INVESTMENT				100				100%	100%				

Compagnia Italiana Forme Acciai S.p.A		Italy Milano		1,508				59.32%	59.32%		19,736,239.94		
				2,163.23				83.13%	83.13%		37,932,860.77		
				4,492.71				65%	65%		61,113,704.54		

2

2

2

3

ZOOMLION SINGAPORE INVESTMENT HOLDINGS PTE.LTD.	6,178,700.00	
	178,589,478.64	128,589,478.64

1 2013 1
100%

100

ZOOMLION SINGAPORE INVESTMENT HOLDINGS PTE.LTD.

2 2013 1

5000

100%

4

	1 : 6.1787
	1 : 8.0536
	1 : 0.7966
	1 : 0.0626
	1 : 5.7061
	1 : 0.1876
	1 : 9.4213
	1 : 1.6836
	1 : 0.1035
	1 : 0.0398
	1 : 0.0003
	1 : 4.8470
	1 : 2.7891
	1 : 0.6242

1

:	--	--	4,638,473.50	--	--	1,943,955.27
	--	--	3,964,908.34	--	--	906,316.94
	6,428.41	6.1787	39,719.22	79,639.40	6.2855	500,573.45
	46,394.52	8.0536	373,642.91	23,793.45	8.3176	197,904.40
	2,446.30	0.7966	1,948.72	70,520.73	0.8109	57,185.26
	10,127.40	9.4213	95,413.27	10,127.40	10.1611	102,905.52

	14,316.00	5.7061	81,688.53	14,316.00	6.5363	93,573.67
	48,070.87	1.6836	80,932.12	37,871.62	1.7080	64,684.73
				671,000.00	0.0003	201.30
	1,174.79	0.1876	220.39	100,000.00	0.2061	20,610.00
	--	--	17,901,693,498.61	--	--	20,082,027,270.26
	--	--	17,124,365,098.62	--	--	15,460,253,532.69
	55,085,815.56	6.1787	340,358,728.78	641,354,153.19	6.2855	4,031,231,529.88
	46,564,126.20	8.0536	375,008,281.41	60,822,972.20	8.3176	505,901,153.60
	15,245,754.70	0.7966	12,144,768.25	19,461,970.33	0.8109	15,781,711.74
	607,501.00	0.0626	38,033.80	2,111,520.96	0.0730	154,141.03
	3,242,054.46	5.7061	18,499,486.96	3,277,441.59	6.5363	21,422,341.46
	56,802,851.51	0.1876	10,656,214.94	30,858,786.07	0.2061	6,359,995.81
	6,009.00	9.4213	56,612.59	7,628.00	10.1611	77,508.87
	589,537.93	1.6836	992,546.06	14,784,319.85	1.7080	25,251,618.30
	24,122,044.58	0.1035	2,496,631.61	8,573,052.57	0.1147	983,329.13
	257,132,718.40	0.0398	10,233,882.19	210,024,360.00	0.0405	8,505,986.58
	1,497,215,449.00	0.0003	449,164.63	1,247,301,566.67	0.0003	374,190.47
	240,841.00	4.8470	1,167,356.33	291,903.00	5.0929	1,486,632.79
	1,476,854.07	2.7891	4,119,093.69	824,884.92	3.0706	2,532,891.64
	1,774,429.27	0.6242	1,107,598.75	2,299,336.38	0.7440	1,710,706.27
	--	--	2,736,104,952.40	--	--	3,122,188,782.49
	--	--	2,734,860,824.33	--	--	3,121,816,782.49
	221,410.00	1.6836	372,765.88			



	2013 01 30	2013 07 30	4,000,000.00	
	2013 01 18	2013 07 18	3,000,000.00	
	2013 03 27	2013 09 27	3,000,000.00	
	--	--	20,960,000.00	--

4

1

		(%)		(%)		(%)		(%)

	709,231,210.08	190,395,920.05	--	--
--	----------------	----------------	----	----

		(%)		(%)		
1						
	--	--	--	--	--	--

1 (1)

A		2013 05 30	760,000.00		
B		2013 04 24	674,740.00		
C		2013 05 20	330,000.00		

	--	689,684,016.06	2.69%
--	----	----------------	-------

5

	2,020,965,884.57	-120,965,884.57
	2,020,965,884.57	-120,965,884.57

5

1

		(%)		(%)		(%)		(%)
	20,150,000.00	2.01%	20,150,000.00	100%	20,150,000.00	1.7%	14,105,000.00	70%
	411,822,823.86	41.08%	31,370,869.63	7.62%	455,012,721.93	38.48%	30,862,949.32	6.78%
	431,237,975.90	43.01%			467,626,702.97	39.55%		
	843,060,799.76	84.09%	31,370,869.63	3.72%	922,639,424.90	78.03%	30,862,949.32	3.35%
	139,344,065.14	13.9%	7,353,080.60	5.28%	239,711,496.21	20.27%	13,219,092.74	5.51%
	1,002,554,864.90	--	58,873,950.23	--	1,182,500,921.11	--	58,187,042.06	--

			%	
	20,150,000.00	20,150,000.00	100%	
	20,150,000.00	20,150,000.00	--	--

		(%)			(%)	
1						
1 (1)	333,875,105.85	81.08%	3,338,751.06	375,439,172.02	82.51%	3,754,391.72
1	333,875,105.85	81.08%	3,338,751.06	375,439,172.02	82.51%	3,754,391.72
1 2	36,747,877.83	8.92%	2,204,872.67	41,522,799.33	9.13%	2,491,367.96
2 3	10,540,137.80	2.56%	1,581,020.67	8,730,192.88	1.92%	1,309,528.93
3	30,659,702.37	7.44%	24,246,225.23	29,320,557.70	6.44%	23,307,660.71
3 4	3,009,736.36	0.73%	1,203,894.54	2,564,349.27	0.56%	1,025,739.71
4 5	15,358,784.43					

A		2013 03 28	800.00		
B		2013 03 21	1,000.00		
	--	--			

2

A	
B	
C	
D	
E	

1	
1	
1	
1	
1	

3

			%
			0.00%
			0.02%
			0.02%

8

	8,804,765,942.7	9,193,714,895.6
	528,475,791.96	881,405,129.59
	779,158.48	804,237.27
	8,805,545,101.18	9,194,519,132.91

9

	166,448,810.44	70,026,946.20
	292,435,520.29	230,687,394.00
	1,689,791.52	10,825,392.67
	460,574,122.25	311,539,732.87
14,903.44	47.84%	

10

1

	3,863,790.56	4,692,914.72
	3,863,790.56	4,692,914.72

		847,348		55,716	2013 6
30	4.07	7.45	386.38		

11

		8,490,752,688.95	10,457,974,479.98
		390,910,585.49	666,141,382.36
		9,636,259.02	9,998,547.75
		8,500,388,947.97	10,467,973,027.73
		691,182.49	

12

	(%)	(%)					
	32%	32%	511,777,250. 22	199,740,028. 56	312,037,221. 66	136,961,999. 59	24,825,773.9 0
	30%	30%	86,393,858.7 2	57,993,127.2 1	28,400,731.5 1	38,940,081.9 0	639,252.09
	49%	49%	8,439,198.32	4,396,614.40	4,042,583.92	910,923.06	5,972.52
	35%	35%	172,258,119. 49	158,077,938. 27	14,180,181.2 2	107,404,408. 00	-344,155.40

	49%	49%	139,483,556. 86	122,655,423. 32	16,828,133.5 4	136,544,817. 93	-11,247.09	
	36%	36%	46,561,317.1 5	30,813,147.0 4	15,748,170.1 1	38,300,730.4 2	1,406,179.51	
	49%	49%	61,637,511.5 2	46,618,332.5 7	15,019,178.9 5	71,298,329.4 8	3,731,795.71	
	43.7%	43.7%	126,050,939. 86	92,496,465.7 9	33,554,474.0 7			

		0	0		0						
		3,500.00 0.00	3,500.00 0.00		3,500.00 0.00	10%	10%				
		420,000. 00	420,000. 00		420,000. 00	19%	19%				
		1,530,00 0.00	1,530,00 0.00		1,530,00 0.00	51%	51%				
		1,500,00 0.00	1,500,00 0.00		1,500,00 0.00	18.75%	18.75%				
		10,000.0 0	10,000.0 0		10,000.0 0	1%	1%				
		10,000.0 0	10,000.0 0		10,000.0 0	1%	1%				
		100,000, 000.00	100,000, 000.00		100,000, 000.00	8.7%	8.7%				
		30,000,0 00.00	30,000,0 00.00		30,000,0 00.00	2.71%	2.71%				
		38,400,0 00.00	92,573,8 16.13	7,944,24 7.65	100,518, 063.78	32%	32%				
		6,000,00 0.00	7,782,99 1.14	191,775. 63	7,974,76 6.77	30%	30%				
		1,960,00 0.00	1,977,93 9.58	2,926.53	1,980,86 6.11	49%	49%				
		3,500,00	4,203,18	-3,377,4	825,688.	35%	35%				

		0.00	8.05	99.99	06						
		7,500.00 0.00	6,964,71 3.99	-288,071 .47	6,676,64 2.52	25%	25%				
		9,600.00 0.00	10,837,4 77.01	10,156,7 88.73	20,994,2 65.74	48%	48%				
		9,800.00 0.00	9,375,69 5.23	-13,469, 027.89	-4,093,3 32.66	49%	49%				
		9,800.00 0.00	11,925,3 00.06	-7,962,8 20.62	3,962,47 9.44	49%	49%				
		5,400.00 0.00	6,433,74 9.07	-1,890,8 23.91	4,542,92 5.16	36%	36%				
		5,880.00 0.00	5,506,81 9.14	-104,619 .20	5,402,19 9.94	49%	49%				406,400. 00
		13,110.0 00.00	14,662,4 46.02	-4,627,9 59.39	10,034,4 86.63	43.7%	43.7%				
		7,026.00 0.00	9,231,26 6.95	-5,138,9 02.63	4,092,36 4.32	46.84%	46.84%				

7,346,00

0.00

ZOOMLI ON JAPAN CO., LTD.		577,313. 69	0.00	577,313. 69	577,313. 69	35%	35%				
TOP Carbon S.r.l		40,756.2 5	40,756.2 5	14,493.5 16.97	14,534.2 73.22	49%	49%				
	--	275,221, 669.94	330,063, 172.92	210,653. 33	330,273, 826.25	--	--	--			410,000. 00

14

1

	6,761,162,146.63		375,079,217.61	91,252,056.03	7,044,989,308.21
	3,241,224,525.94		99,625,108.76	22,920,955.63	3,317,928,679.07
	2,678,299,528.82		231,656,772.42	41,618,073.30	2,868,338,227.94
	461,493,361.90		10,360,295.88	16,648,159.56	455,205,498.22
	380,144,729.97		33,437,040.55	10,064,867.54	403,516,902.98

	27,952,567.63	--	26,740,866.62
	17,315,324.63	--	17,830,311.57
	6,958,675.63	--	6,271,365.26
	986,543.60	--	968,954.02
	4,569,360,331.87	--	4,683,497,249.33
	2,589,198,480.90	--	2,617,644,646.35
	1,488,319,611.26	--	1,593,918,379.53
	304,520,655.48	--	283,486,422.13
	187,321,584.23	--	188,447,801.32
	221,957,186.36	265,126,992.62	

2



	0		0	3		
	70,449,929.59		70,449,929.59	106,790,860.95		106,790,860.95
	265,712,159.59		265,712,159.59	146,027,726.41		146,027,726.41
	294,374,514.94		294,374,514.94	151,948,827.63		151,948,827.63
	1,909,794,078.21		1,909,794,078.21	1,542,486,064.74		1,542,486,064.74

2

						(%)						(%)	
	487,209,840.99	94,033,052.81	20,465,034.24										560,777,859.56
	237,388,653.03	115,507,850.18	32,090,592.44										320,805,910.77
	37,290,082.18	7,332,949.16	32,317,341.52										12,305,689.82
	158,586,840.30	40,287,515.44	41,809,183.43										157,065,172.31
	172,529,433.32	62,781,158.52	52,190,607.11										183,119,984.73

16

1



	614,150.66	155,102.08
	446,882,703.56	439,423,336.20
	447,496,854.22	439,578,438.28

	1,996,785,928.07	1,802,938,760.19
	4,094,337.78	1,034,013.88
	2,000,880,265.85	1,803,972,774.07
	1,450,736,064.68	1,185,163,335.80
	163,253,657.36	117,401,914.04
	43,615,049.34	44,170,963.85
	3,863,790.56	1,240,954.84
	143,067,664.05	153,992,211.73
	4,344,880.53	4,422,192.40
	251,862,173.11	272,667,213.39
	86,955,766.17	84,932,343.95
	178,611,020.07	464,469,579.93
	2,326,310,065.87	2,328,460,709.93

19

	929,596,450.65	279,624,604.37	40,130,693.86	7,178,925.47	1,161,911,435.69
	333,987,553.44	33,271,472.84	1,749,677.10	4,919,783.87	360,589,565.31
	53,213,111.49	1,859,855.02		3,261,469.04	51,811,497.47
	21,221,236.26				21,221,236.26
	17,628,835.24				17,628,835.24
	308,489,162.64	93,376,090.98			401,865,253.62

	1,664,136,349.72	408,132,023.21	41,880,370.96	15,360,178.38	2,015,027,823.59
--	------------------	----------------	---------------	---------------	------------------

20

		2,335,356,771.53	3,852,203,292.88
		785,151,304.33	352,440,702.41
		3,120,508,075.86	4,204,643,995.29

21

				444,619,320.96	444,619,320.96
				955,004.00	7,943,343.30
					452,562,664.26

22

		2,900,000.00	6,885,000.00
		5,298,821,302.85	5,756,119,518.18
		5,301,721,302.85	5,763,004,518.18

3,137,212,426.29

23

1	1	9,873,906,436.68	7,490,519,432.49
1		292,968,566.45	256,580,746.98
		10,166,875,003.13	7,747,100,179.47

24

1	1	941,193,268.07	888,642,262.18
1		122,563,729.50	109,162,396.15
		1,063,756,997.57	997,804,658.33

25

	529,615,239.16	1,201,975,697.82	1,580,338,025.00	151,252,911.98
	10,312,444.96	170,101,303.83	155,546,337.66	24,867,411.13
1	1,249,696.57	47,174,157.81	42,970,862.20	5,452,992.18
2	7,011,102.54	103,904,253.87	94,785,823.06	16,129,533.35
3	1,356,777.08	9,420,663.37	8,575,364.89	2,202,075.56
4	445,216.92	5,896,648.47	5,640,182.25	701,683.14
5	249,651.85	3,705,580.31	3,574,105.26	381,126.90
	2,420,536.11	44,736,558.90	44,545,172.38	

	8,023,967.29	13,150,674.46
	489,778,523.46	1,083,406,586.00
	37,727,206.18	40,071,504.47
	21,410,192.03	127,565,485.19
	59,407,497.16	121,093,636.20
	8,632,769.86	16,257,789.43
	2,922,657.97	10,178,080.61
	68,861,895.64	168,609,219.12
	1,251,352,156.70	2,686,376,683.02

27

	60,352,750.06	103,254,260.40
	60,352,750.06	103,254,260.40
4,290.15	41.55%	2012

28

	1,542,700,464.24	20,225,586.87	
	1,542,700,464.24	20,225,586.87	--
1,522,474,877.37	2012	7,705,954,050	
10 2	2013 7 22		

29

1

1 1	6,903,980,620.24	6,847,050,142.39
1-2 2	78,367,520.83	

2

1_

<'ó •# Ò— Àq 0"EH |)ò" E

77.59%,

2.8

1.36

3

			%			
		97,049,875.68			111,403,038.15	
		23,616,134.54			20,995,364.84	

31

1

	6,368,257,736.51	3,869,551,844.35
	6,368,257,736.51	3,869,551,844.35

32

	40,000,000.00	2012 04 05	5	391,648,483.00	43,212,812.50	84,957,125.06	85,691,375.00	42,478,562.56	2,431,104,826.64
	60,000,000.00	2012 12 20	10	591,316,719.38	6,416,447.90	107,226,189.60	113,642,637.50		3,655,531,612.54
	1,100,000,000.00	2008 04 21	8	1,100,000,000.00	53,625,000.00	35,748,537.50	71,499,350.00	17,874,187.50	1,094,977,788.07

718,161.42

1				Zoomlion H.K. SPV Co, Limited	2012 4 5			4	
5				6.875%	2017 4				4
10	835.16								
2				Zoomlion H.K. SPV Co, Limited	2012 12 20			6	
10		6.125%			6 20 12 20		868.33		
3	2008 1,210.00	4 21			11		8		6.50%

33

			%		
		5,512,014.20			5,230,014.20
		1,617,808,366.51			1,100,171,954.64
		1,623,320,380.71			1,105,401,968.84

1

1997

2

110,017.20

34

			619,238,641.91	619,238,641.91

					619,238,641.91
--	--	--	--	--	----------------

35

		331,871,693.02	282,558,644.07
		331,871,693.02	282,558,644.07
	23,830.86	9,356.31	

36

	7,705,954.05 0.00						7,705,954.05 0.00

37

		22,313,440.68	4,855,505.78	17,457,934.90
		22,313,440.68	4,855,505.78	

	2,613,078,832.42			2,613,078,832.42
	2,613,078,832.42			2,613,078,832.42

40

	15,938,089,016.46	--
	2,905,914,320.50	--
	1,541,190,810.00	
	17,302,812,526.96	--

41

1

	19,912,473,183.22	28,867,037,439.50
	252,284,012.84	252,466,423.81
	13,690,766,210.45	19,208,241,281.76

2

	19,089,936,496.11	13,469,120,096.12	28,083,976,867.63

	6,603,083,007.65	4,783,817,642.06	7,043,470,429.02	5,116,598,314.10
	1,410,502,078.00	1,014,053,140.91	1,201,164,509.96	868,045,689.61
	927,170,742.85	581,955,160.01	779,103,519.88	453,009,688.35
	642,406,118.00	492,522,035.42	1,323,610,548.91	989,369,937.24
	577,981,296.46	477,134,834.39	830,234,450.02	733,930,372.14
	822,536,687.11	814,301.41	783,060,571.87	23,872,700.91
	19,912,473,183.22	13,469,934,397.53	28,867,037,439.50	18,968,176,500.17

4

	18,607,009,616.75	12,511,730,011.15	27,590,831,437.72	17,902,976,609.34
	1,305,463,566.47	958,204,386.38	1,276,206,001.78	1,065,199,890.83
	19,912,473,183.22	13,469,934,397.53	28,867,037,439.50	18,968,176,500.17

5

		(%)
A	212,075,339.23	1.05%
B	164,526,271.77	0.82%
C	151,200,439.18	0.75%
D	128,939,619.38	0.64%
E	125,946,803.89	0.62%
	782,688,473.45	3.88%

42

			%
	25,912,363.16	15,972,436.53	3 5
	53,285,943.66	73,480,103.49	5 7
	41,068,283.11	55,911,270.54	3 5
	92,051.68	477,452.78	
	120,358,641.61	145,841,263.34	--

43

	560,782,901.64	542,729,758.95
	205,205,382.48	240,140,844.85
	195,781,000.02	244,705,242.93
	43,357,545.74	38,510,289.14
	520,777,218.99	406,893,495.68
	1,525,904,048.87	1,472,979,631.55

44

	287,193,271.17	368,493,754.17
	215,899,458.14	251,074,141.26
	80,327,196.32	82,559,163.19
	32,975,490.46	42,437,991.44
	231,484,101.69	211,535,835.60
	847,879,517.78	956,100,885.66

45

	450,652,390.10	380,720,358.31
	-186,093,412.25	-121,719,382.19
	294,683,736.76	45,419,186.94
	-512,82BT0 g/T,℞	

	3,060,323.90	-18,404,445.05
	3,060,323.90	-18,404,445.05
	3,060,323.90	-18,404,445.05

47

1

	63,600.00	63,600.00
	27,847,725.36	7,728,531.97
	27,911,325.36	7,792,131.97

2

--	--

	2,084,198.11	-94,566.20	
	1,636,575.28	-566,329.03	
	850,061.56		
	4,370,015.35		
	-540,646.73		
TOP Carbon S.r.l.	535,167.11		
	27,847,725.36	7,728,531.97	--

48

	240,959,467.36	196,521,561.63
	32,554,194.51	40,018,784.78
	1,859,855.02	2,062,152.01
	93,376,090.99	68,135,907.19
	368,749,607.88	306,738,405.61

49

1

	9,572,037.61	4,488,792.30	9,572,037.61
	9,572,037.61	4,488,792.30	9,572,037.61
	87,853.74	38,500.00	87,853.74
	21,794,545.00	51,089,911.97	21,794,545.00
	2,581,282.65	3,688,905.93	2,581,282.65
	5,787,025.79	4,998,317.62	5,787,025.79
	35,762,743.35	1,966,656.01	35,762,743.35
	75,585,488.14	66,271,083.83	75,585,488.14

2

	3,950,000.00	18,345,404.47	
	9,436,250.00	31,160,407.50	
	8,408,295.00	1,584,100.00	
	21,794,545.00	51,089,911.97	--

50

	14,825,477.78	17,435,380.18	14,825,477.78
	14,822,286.84	17,435,380.18	14,822,286.84
	3,190.94		3,190.94
	417,134.12	3,530,766.25	417,134.12
	2,590,549.80	2,583,411.54	2,590,549.80
	9,243,552.18	7,523,702.50	9,243,552.18
	131,179,926.95	140,051,105.69	5,719,525.86
	158,256,640.83	171,124,366.16	32,796,239.74

51

H			
	Sj		
	Sk		
	M0	6	6
	Mi		
H			
	Mj		
	Sk	7,705,954,050.00	7,705,954,050.00
EPS= P S		0.38	0.73
		0.37	0.74
		0.38	0.73
		0.37	0.74

53

1.	-704,755.54	91,994.11
	-704,755.54	91,994.11
2.	-55,690,128.37	-16,500,209.60
	-55,690,128.37	-16,500,209.60
	-56,394,883.91	-16,408,215.49

54

1

	293,825,579.64
	78,828,145.00
	51,488,149.36

	1,616,392.31
	425,758,266.31

2

	1,556,854,335.14
	129,198,356.98
	1,686,052,692.12

3

	386,083,830.09
	386,083,830.09

4

	6,044,686.82
	13,449,650.82
	19,494,337.64

55

1

1	--	--
	2,988,976,741.62	5,748,867,381.97
	368,749,607.88	306,738,405.61
	221,329,845.20	201,129,878.93
	48,564,867.80	45,770,509.99
	0.00	0.00

	5,253,440.17	12,946,587.89
	0.00	0.00
	-3,060,323.90	18,404,445.05
	232,511,527.53	340,663,309.71
	-27,911,325.36	-7,792,131.97
	6,278,154.78	-77,873,037.78
	21,061,542.02	20,901,122.19
	286,348,041.63	-1,796,073,958.08
	-2,762,797,292.51	-10,617,444,425.88
	-228,588,550.89	6,389,515,975.20
	1,156,716,275.97	585,754,062.84
2	--	--
3	--	--
	17,906,331,972.11	18,841,855,104.67
	20,083,971,225.53	

			37			1,502,000,000.00	100%	100%	73346585X
						50,000,000.00	100%	100%	743157383
						1,960,000.00	100%	100%	
			613			5,000,000.00	100%	100%	18387328-4

500,000.00 100%

294


Investment Management (H.K.) Co. Limited			Place 1 Queen's Road East Hong Kong			.00			
Zoomlion International Trading(H.K.) Co.Limited			Hong Kong			4,000,000.00	100%	100%	
Zoomlion Capital(H.K.) Co.,Limited			Hong Kong			2,200,000,000.00	100%	100%	

Zoomlion
Ru Co.,Ltd

						.00			3
						2,100,000,000.00	100%	100%	59101674
Zoomlion H.K. SPV Co., Limited			33/F Three Pacific Place 1 Queen's Road East Hong Kong			10,000.00	100%	100%	
						465,590,800.00	88.86%	88.86%	19024326-4
						100,000,000.00	97%	97%	

			39			.00			
ZOOMLION SINGAPORE INVESTMENT HOLDINGS PTE.LTD.						1,000,000	100%	100%	201224479 W

2



					15,000,000.00	48.97%	48.97%		05310923-7
					20,000,000.00	49%	49%		59325812-9
					20,000,000.00	49%	49%		59397462-7
					15,000,000.00	36%	36%		59461169-2
					12,000,000.00	49%	49%		59621335-6
					30,000,000.00	43.7%	43.7%		59656076-1
					20,000,000.00	48%	48%		59281855-0
					18,000,000.00	40%	40%		06481569-8

3

1

				%		%
			128.21	0%	82,219,401.74	0.46%
			15,911,059.68	0.14%	28,369,750.29	0.16%
			6,764.96	0%	11,670,940.18	0.06%

				%		%

	141,108,306.21	1,411,083.06	98,097,441.98	980,896.62
	103,146,199.88	1,031,432.00	66,832,192.70	668,321.93
	91,856,407.21	918,564.07	44,315,722.21	443,157.22
	87,082,753.17	870,827.53	40,855,878.05	408,558.78
	79,567,314.19	795,673.14	31,958,721.56	319,587.22
	52,516,535.56	525,165.36	83,111,935.52	831,119.36
	44,036,367.89	440,363.68	22,377,015.19	223,770.15
	39,682,497.13	396,824.97		
	28,771,446.28	287,714.47	33,935,459.96	339,354.60
	18,250,274.18	182,502.74	14,265,303.52	142,653.04
	3,665,914.36	1,156,545.75	3,563,715.28	438,789.81
	1,232,552.00	12,325.52		

16,971,204.54

		218,431.34	2,298,538.32
		178,080.47	10,496,946.63
		1,260,447.73	6,298,068.64
		3,060,130.23	18,510,690.27
		316,432.90	4,497,392.29
		353,378.29	7,844,315.63
		3,287,053.87	7,945,451.55
		150.00	

1

2 4

2013 6

30

1,317,126.73

12,342.93

2 2010 10

2013 6 30

54,096.09

2 5

2013

6 30

3 2013 1

2013 6 30

106,595.3

2 5

2013 6 30

6

1

	1,541,190,810.00
	1,541,190,810.00

2


2013 6 18 2012 7,705,954,050 10
 2 15.41 2013 7 22

1

1.	1,034,013.88	3,060,323.90			4,094,337.78
2.	4,692,914.72		-704,755.54		3,863,790.56
	5,726,928.60	3,060,323.90	-704,755.54		7,958,128.34
	0.00	0.00	0.00	0.00	0.00

1

1



	18,826,520,9 25.24	70.5 %	425,137,420.57	2.26%	15,438,635,3 99.89	66.54%	299,632,983.91	1.94%
	7,145,011,59 1.31	26.76 %	0.00	0%	7,011,344,94 6.95	30.22%		
	25,971,532,5 16.55	97.26 %	425,137,420.57	1.64%	22,449,980,3 5.68.3184824			

	--	4,176,807,188.00	--	15.64%
--	----	------------------	----	--------

4

			(%)
		141,108,306.21	0.53%
		103,143,199.88	0.39%
		91,856,407.21	0.34%
		87,082,753.17	0.33%
		79,567,314.19	0.3%
		52,516,535.56	0.2%
		44,036,367.89	0.16%
		39,682,497.13	0.15%
		28,771,446.28	0.11%
		18,250,274.18	0.07%
		3,665,914.36	0.01%
	--	689,681,016.06	2.59%

2

1

		(%)		(%)		(%)		(%)
	20,150,000.00	0.25	20,150,000.00	100%	20,150,000.00	0.21	14,105,000.0	70%

	7,418,782,774.14	
	151,076,061.14	
	7,569,858,835.28	

			%	
	121,580,341.52	6,116,472.38	5.03%	
	121,580,341.52	6,116,472.38	--	--

1

2

3

1

2

2

2

2

2

A		2013 03 28	800.00		
	--	--	800.00	--	--

3

				(%)
A		288,830,183.38	1	3.65%
B		205,344,182.66	1 2	2.59%
C		102,818,187.66	1	1.3%
D		25,472,346.94	1	0.32%
E		20,150,000.00	5	0.25%
	--	642,614,900.64	--	8.11%

4

			(%)
		1,232,552.00	0.02%
	--	1,232,552.00	0.02%

3

							(%)	(%)			
--	--	--	--	--	--	--	-----	-----	--	--	--

38,400,0 92,573,8 7,944,24 100,518,
00.00 16.13 7.65 063.78.


		9,800,000.00	11,925,300.06	-7,962,820.62	3,962,479.44	49%	49%				
		5,400,000.00	6,433,749.07	-1,890,823.91	4,542,925.16	36%	36%				
		5,880,000.00	5,506,819.14	-104,619.21	5,402,199.93	49%	49%				406,400.00
		13,110,000.00	14,662,446.02	-4,627,959.39	10,034,486.63	43.7%	43.7%				
		7,026,000.00	9,231,266.95	-5,138,902.63	4,092,364.32	46.84%	46.84%				
		7,346,000.00	6,375,414.30	-850,403.77	5,525,010.53	48.97%	48.97%				
		7,110,000.00	0.00	4,554,213.00	4,554,213.00	39.5%	39.5%				
		5,153,600.00	5,153,600.00		5,153,600.00	2%	2%				
		48,000.00	48,000.00		48,000.00	0.06%	0.06%				3,600.00
		3,500,000.00	3,500,000.00		3,500,000.00	10%	10%				
		420,000.00	420,000.00		420,000.00	19%	19%				

		100,000, 000.00	100,000, 000.00		100,000, 000.00	8.7%	8.7%				
		30,000.0 00.00	30,000.0 00.00		30,000.0 00.00	2.71%	2.71%				
		10,927.8 00.00	10,927.8 00.00		10,927.8 00.00	100%	100%				
		1,502.02 1,000.00	1,502.02 1,000.00		1,502.02 1,000.00	100%	100%				

		68,709,887.87	68,709,887.87		68,709,887.87	100%	100%				
		101,052,078.00	101,052,078.00		101,052,078.00	100%	100%				
		229,495,000.00	229,495,000.00		229,495,000.00	100%	100%				
		386,836,507.83	386,836,507.83		386,836,507.83	88.86%	88.86%				

175,591,400.00 175,591,400.00

175,591,400.00



n.Ru.co. ,Ltd		83	83		83						
		50,000,0 00.00	50,000,0 00.00		50,000,0 00.00	100%	100%				
		47,847,1 58.58	47,847,1 58.58		47,847,1 58.58	65%	65%				
		3,000,00 0.00	3,000,00 0.00		3,000,00 0.00	60%					

		50,000,000.00	0.00	50,000,000.00	50,000,000.00	100%	100%				
	--	11,591,480,662.07	11,590,677,978.74	41,361,322.66	11,632,039,301.40	--	--	--			10,385,251.86

4

1

		19,177,549,435.98	27,860,484,576.12
		213,108,249.02	176,243,218.02
		19,390,657,685.00	28,036,727,794.14
		14,620,080,551.73	20,073,682,982.60

2

		19,177,549,435.98	14,411,052,593.68	27,860,484,576.12
		19,177,549,435.98	14,411,052,593.68	27,860,484,576.12
				19,901,292,817.76

3

		8,524,062,463.79	6,180,680,909.19	16,960,003,173.00
				11,386,133,250.38

	19,177,549,435.98	14,411,052,593.68	27,860,484,576.12	19,901,292,817.76
--	-------------------	-------------------	-------------------	-------------------

4

		(%)
A	945,294,551.97	4.88%
B	640,550,020.71	3.30%
C	605,706,146.61	3.12%
D	212,075,339.23	1.09%
E	164,526,271.77	0.85%
	2,568,152,330.29	13.24%

5

1

	9,978,851.86	84,459,810.86
	-21,563,777.33	7,728,531.97
	-11,584,925.47	92,188,342.83

2

	3,600.00	3,600.00	
	9,975,251.86	4,156,354.92	
		28,507,867.97	
		51,791,987.97	
	9,978,851.86	84,459,810.86	--

3



	7,944,247.64	10,503,620.57	
	191,775.63	532,859.75	
	2,926.53	11,614.66	
	-3,377,500.00	-750,995.01	
	-288,071.46	-251,393.74	
	10,156,788.73	-726,107.57	
	-13,469,027.88	-150,483.98	
	-7,962,820.62	-334,200.38	
	-1,890,823.90	-445,487.10	
	301,780.79	-94,566.20	
	-4,627,959.39	-566,329.03	
	-5,138,902.63		
	-850,403.77		
	-2,555,787.00		

6

--	--	--

	2,296,221,933.67	1,285,976,200.66
2	--	--
3	--	--
	8,624,172,917.38	7,458,867,851.97
	7,079,610,941.98	8,095,183,793.47
	1,544,561,975.40	-636,315,941.50

1

	-5,253,440.17	
	21,794,545.00	
	-329,280.38	
	3,060,323.90	
	26,577,423.96	
	7,820,191.90	
	364,138.37	
	37,665,242.04	--

2

1

	2,905,914,320.50	5,621,763,670.35	42,116,176,218.80	40,802,141,704.02
	17,457,934.90			
			-40,000,000.00	-40,000,000.00

	20,164,757,196.06	29,119,503,863.31	-30.75%	
	-29,314,205.84	215,674,636.87		
	3,060,323.90	-18,404,445.05		
	27,911,325.36	7,792,131.97	258.20%	
	599,737,130.26	949,594,781.14	-36.84%	
	83,062,421.12	127,103,711.62	-34.65%	
	1,156,716,275.97	585,754,062.84	97.47%	
	-185,294,174.94	-1,331,827,443.12	86.09%	
	-3,091,346,398.03	3,593,032,511.65		