

2007

1

2

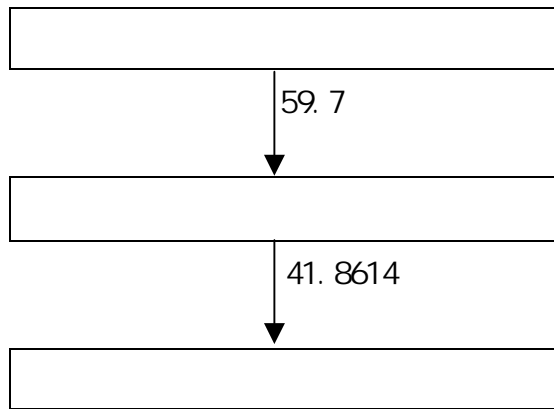
3

4

5

.....	4
.....	6
.....	8
.....	12
.....	20
.....	26
.....	27
.....	46
.....	48
.....	58
.....	60

361



2006

2007

2007

2007

2007
[2008] 01282



2007

12 31 2007 1-12 2007 1-12 2007

2007 12 31

	(%)		(%)		
1,497,778,739.33	81.72	70,806,995.81	708,843,235.16	69.30	35,442,161.75
186,354,650.67	10.17	18,635,465.07	171,904,536.45	16.81	17,190,453.65
77,888,178.88	4.25	26,723,413.41	90,879,515.19	8.88	13,631,927.28
36,209,747.13	1.98	12,673,411.51	33,796,569.61	3.30	11,828,799.37
20,684,005.70	1.13	10,342,002.85	10,752,940.39	1.05	5,376,470.20
13,687,653.53	0.75	13,687,653.53	6,708,398.25	0.66	6,708,398.25
1,832,602,975.24	100.00	152,868,942.18	1,022,885,195.05	100.00	90,178,210.50

149,354,600.13	86.41	7,467,730.03	63,796,907.81	74.3	3,189,845.39
8,137,601.02	4.71	813,760.10	20,672,415.59	24.07	2,067,241.56
9,793,654.76	5.67	1,469,048.21	684,571.16	0.8	102,685.67
1,027,501.00	0.59	359,625.35	371,234.99	0.43	129,932.25
425,386.49	0.25	212,693.25	256,479.78	0.3	128,239.89
4,100,094.41	2.37	4,100,094.41	87,896.10	0.1	87,896.10
172,838,837.81	100.00	14,422,951.35	85,869,505.43	100	5,705,840.86

1	2	(2)
2	3	(3)
3		

25,101,795.52		45.80%	-1,081,294.13	-4,592,818.38	20,508,977.14	-
2,266,296.45		22.00%	1,050,851.56	2,734,280.03	5,000,576.48	-
800,000.00		25.00%		25,360.70	825,360.70	-
4,600,000.00	1,559,222.43	55.00%	1,457,407.56	3,369,359.06		9,528,581.49
12,000,000.00		48.00%	-515,792.31	1,470,539.16	690,663.66	12,779,875.50
3,000,000.00		30.00%				3,000,000.00
	38,400,000.00	32.00%	2,351,414.63	2,351,414.63		40,751,414.63
	20,527,185.12	45.00%				20,527,185.12
47,768,091.97	60,486,407.55		3,262,587.31	5,358,135.20	27,025,577.98	86,587,056.74

2008 1 18

			()	()	
20	180,374,800.00	70.00%	-175,221,200.00	2.00%	5,153,600.00
10	2,000,000.00	16.67%	-2,000,000.00		-
			48,000.00	0.06%	48,000.00
	182,374,800.00		-177,173,200.00		5,201,600.00

1,071,144,622.22

-	-	-	-
564,255,822.16	183,375,662.95	3,084,258.78	744,547,226.33

	489,510,138.63	166,154,379.72	167,957,238.73	487,707,279.62
	38,292,325.36	15,568,399.86	362,637.44	53,498,087.78
	103,218,893.08	55,545,802.80	16,455,753.84	142,308,942.04
	1,195,277,179.23	420,644,245.33	187,859,888.79	1,428,061,535.77
	84,841,773.49	39,796,987.74	303,006.67	124,335,754.56
	146,346,439.30	67,439,641.31	55,244,163.49	158,541,917.12
	19,994,745.09	6,953,318.58	138,188.13	26,809,875.54
	32,177,327.50	15,047,462.51	6,488,896.96	40,735,893.05
	283,360,285.38	129,237,410.14	62,174,255.25	350,423,440.27
		1,414,516.71		1,414,516.71
		1,883,384.09		1,883,384.09
		55,035.59		55,035.59
	1,696,046.14	1,512,274.89	67,784.14	3,140,536.89
	1,696,046.14	4,865,211.28	67,784.14	6,493,473.28
	910,220,847.71			1,071,144,622.22

80000	105,317,416.17	59,992,575.08	41,037,761.00	70,335,026.95	53,937,203.30	
38865	41,996,195.40	217,914,191.31	45,372,340.38	16,698,000.00	197,840,046.33	
14500	10,324,750.00	18,754,752.85		26,664,750.00	2,414,752.85	15%
	38,750.00	5,292,845.62	760,098.70		4,571,496.92	
4450	5,606,193.49	8,798,414.54	14,404,608.03		0.00	

	2,173,886.00	134,187.48	2,291,337.34	16,736.14	0.00
3500	9,852,235.00	10,884,968.12	4,772,482.00		15,964,721.12
	21,280,490.72	1,875,483.96		6,150,000.00	17,005,974.68
	379,935.55	563,906.50			943,842.05
		4,273,802.20			4,273,802.20
		15,327,217.35			15,327,217.35
	196,969,852.33	343,812,345.01	108,638,627.45	119,864,513.09	312,279,056.80

(

Oracle	1,170,909.00	585,454.60		117,090.88	702,545.28		468,363.72	48
	347,710,140.85	216,356,330.90	154,101,837.44	9,246,832.24	20,110,228.28	16,913,423.53	344,297,912.57	510-594
Prolengner	1,469,000.00	832,433.33		146,900.00	783,466.67		685,533.33	54
I-DEAS	689,297.00	390,601.72		68,929.68	367,624.96		321,672.04	54
()	50,000.00	29,166.67		5000	25,833.33		24,166.67	58
	30,850,000.00	18,510,000.15		3,084,999.96	15,424,999.81		15,425,000.19	60
	11,000.00	6,599.86		1,100.04	5,500.18		5,499.82	60
	35,621,360.58	21,221,236.26			14,400,124.32		21,221,236.26	
	99,340.00	86,922.50			12,417.50		86,922.50	93
	11,324,011.96	3,786,449.74	6,422,416.07	812,965.75	1,928,111.90	-	9,395,900.06	60-100
	1,657,920.00	1,236,533.72		138,159.68	559,545.96		1,098,374.04	67-79
	430,652,979.39	263,041,729.45	160,524,253.51	13,621,978.23	54,320,398.19	16,913,423.53	393,030,581.20	

	747,736,310.78	-	180,000,000.00
			100,000,000.00
	28,000,000.00		
	18,870,893.64		
2,000,000.00	14,609,200.00		
3,676,881.28	26,858,147.00	799,950.00	6,246,569.57
		525,897,550.00	34,514,656.21
	10,657,291.86		
	846,731,843.28	-	320,761,225.78

-12,805.39	1,803,748.00
79,607,043.25	1,323,989.78
-676,730.32	21,069,366.73
2,639,398.46	909,214.90
139,919.85	120,183.30
41,156.54	
<hr/>	
162,257,712.38	41,583,472.78
<hr/>	

-
-

365,678,074.29		253,500,000.00	112,178,074.29
128,472,423.55	3,878,373.60		132,350,797.15
494,150,497.84	3,878,373.60	253,500,000.00	244,528,871.44

	2007	2006
	3,509,528,904.81	1,569,474,816.98
	4,206,458,182.15	2,218,329,846.44
	742,794.01	1,210,546.98
	486,867,359.73	235,347,787.49
	25,208,454.66	66,044,768.32
	13,704,323.84	
	564,082,137.79	368,852,131.15
	7,719,981.29	16,163,863.19
	80,933,987.75	116,322,223.60
	18,255,730.40	33,595,159.20
	60,059,554.92	32,227,166.84
	8,973,561,411.35	4,657,568,310.19

	2007	2006
	2,383,467,400.85	1,089,488,942.81

3,090,547,726.41	1,686,473,081.95
407,764.97	636,062.54
403,517,334.03	188,379,651.57
<u>20,981,202.15</u>	<u>47,488,774.45</u>
233,741.17	
381,579,013.80	253,022,629.13
5,354,568.92	8,539,636.35
61,716,309.11	77,809,781.92
18,667,477.95	31,759,253.30
38,321,046.28	28,717,205.49
<u>6,404,793,585.64</u>	<u>3,412,315,019.51</u>

2007	2006
64,828,485.92	53,611,943.94
10,943,238.38	5,962,933.52

	9,321,682.63	1,565,498.80
	3,245,294.36	3,828,694.31
	6,009,329.74	5,087,642.23
	65,970,965.55	50,473,457.14

	2007	2006
--	-------------	-------------

	2007	2006
--	-------------	-------------

6

7

8

(%)

(%)

174,864,798.41	8.68	17,486,479.84	124,759,552.13	12.56	12,475,955.21
64,041,280.90	3.18	24,646,378.72	36,207,335.89	3.65	5,431,100.38
26,258,230.16	1.30	9,190,380.56	20,695,025.70	2.08	7,243,259.00
15,618,748.08	0.77	7,809,374.04	8,334,766.29	0.84	4,167,383.15
9,194,522.14	0.46	9,194,522.14	4,546,613.25	0.46	4,546,613.25
2,014,507,006.81	100.00	133,129,405.08	993,017,585.76	100.00	66,326,627.88

81,638,824.56

	(%)			(%)	
129,425,099.51	91.62	6,027,722.71	49,034,066.39	83.88	2,394,743.34
4,616,874.65	3.27	461,687.47	8,599,403.01	14.71	859,940.30
6,389,064.62	4.52	958,359.69	249,578.33	0.43	37,436.75
249,578.33	0.18	87,352.42	305,000.00	0.52	106,750.00
305,000.00	0.22	152,500.00	180,155.00	0.31	90,077.50
262,926.00	0.19	262,926.00	87,896.10	0.15	87,896.10
141,248,543.11	100.00	7,950,548.29	58,456,098.83	100.00	3,576,843.99

25,101,795.52		45.80%	-1,081,294.13	-4,592,818.38	20,508,977.14	-
2,266,296.45		22.00%	1,050,851.56	2,734,280.03	5,000,576.48	-
800,000.00		25.00%		25,360.70	825,360.70	-
4,600,000.00	1,559,222.43	55.00%	1,457,407.56	3,369,359.06		9,528,581.49
12,000,000.00		48.00%	-515,792.31	1,470,539.16	690,663.66	12,779,875.50
3,000,000.00		30.00%				3,000,000.00
	38,400,000.00	32.00%	2,351,414.63	2,351,414.63		40,751,414.63
	20,527,185.12	45.00%				20,527,185.12
47,768,091.97	60,486,407.55		3,262,587.31	5,358,135.20	27,025,577.98	86,587,056.74

2008 1 18

	()		()	
	9,000,000.00	90.00%	1,927,800.00	100.00%
	155,000,000.00	91.18%		91.18%
	65,000,000.00	90.28%		90.28%
	20,150,000.00	65.00%		65.00%
	2,803,753.40	55.56%	3,346,200.00	100.00%
	1,607,808.20	80.00%	682,997.19	100.00%
	848,924.98	60.00%	-848,924.98	-
	3,870,906.90	80.00%	-3,870,906.90	-
	2,139,864.43	80.00%	-29,095.53	100.00%
	589,362.04	100.00%		100.00%
()	6,034,464.80	80.00%		80.00%
			1,300,000.00	78.79%
			51,984,214.09	100.00%
			2,324,190.00	100.00%
			49,065,245.36	100.00%
	2,266,296.45	22.00%	13,335,005.03	62.00%
			139,983,132.07	66.75%
			14,714,871.50	67.43%
			68,709,887.87	100.00%
	269,311,381.20		342,624,615.70	
				611,935,996.90

2007

2006

3,497,490,155.79	1,566,142,470.13
4,190,513,046.54	2,166,154,922.30
742,794.01	1,210,546.98
486,867,359.73	235,642,744.90
20,295,711.48	47,618,089.25
564,082,137.79	368,852,131.15
80,933,987.75	116,322,223.60
59,732,275.43	44,688,594.22
<hr/>	<hr/>
8,900,657,468.52	4,546,631,722.53
<hr/>	<hr/>

6,383,960,654.73

2007	2006
2,391,519,193.69	1,100,396,188.19
3,092,367,469.41	1,669,841,449.17
414,909.53	636,062.54
404,380,198.19	188,379,651.57
15,531,420.58	34,815,265.72
381,579,013.80	253,022,629.13
61,716,309.11	77,809,781.92
36,452,140.42	26,794,220.99
<hr/>	<hr/>
6,383,960,654.73	3,351,695,249.23
<hr/>	<hr/>

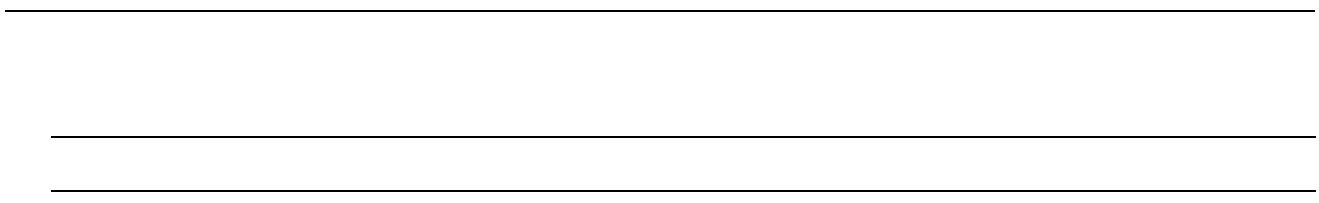
2007



2006

:

1,766,550.00

2,211,735.75	1,566,673.22
12,804,062.86	1,300,000.00
197,385.45	
16,979,734.06	2,866,673.22





2,297,616,406.89	2,297,616,406.89
-1,851,969.76	-1,851,969.76
-2,063,134.98	-2,063,134.98
211,165.22	211,165.22

	19,632,792.36	19,632,792.36	
	40,000,049.14	40,000,049.14	
	-2,828,984.51		-2,828,984.51
	2,352,568,294.12	2,355,397,278.63	-2,828,984.51

36.7466	45.0008	1.7536	1.7536
36.2457	44.5237	1.7297	1.7297

-15,239,985.91	-13,501,696.89
29,403,362.40	

	16,028,737.88	-418,769.00
	-11,778,565.45	-3,790,495.64
	-234,157.90	684,737.26
	18,179,391.02	-17,026,224.27

	480,900,170.36
	2,950,031.15
	3,556,010.99
	-3,774,416.94
	-344,996.47
	2,146,080.60
	1,367,352.97
	483,850,201.51
	482,427,439.94
	1,422,761.57

5

	4,625,341,143.35	4,657,568,310.19
	3,383,597,814.02	3,412,315,019.51
	3,854,957.82	
	399,902,610.95	399,902,610.95
	265,166,724.81	250,204,275.36
		18,736,866.39
	-5,971,741.41	-2,415,730.42
	2,896,327.79	
	2,402,141.99	5,298,469.78
	3,660,834.35	1,514,753.75

	1,367,352.97	1,422,761.57
	480,900,170.36	482,427,439.94

6

<hr/> <hr/>	
<hr/> <hr/>	
1	466,606,203.59
-	-28,754,482.07
-	3,224,904.64
	1,886,721.23
	6,034,464.80
<hr/>	
2	496,283,524.59
<hr/>	