



2012

2013 03

	<b>2012</b>	<b>12</b>	<b>31</b>
<b>10</b>	<b>2</b>		<b>0</b>

“ ” “ ” “ ” “ ” “ ” “ ” “ ” “ ” “ ” “ ”

”

<b>2012</b>	.....	<b>1</b>
	.....	<b>2</b>
	.....	<b>6</b>
	.....	<b>12</b>
	.....	<b>12</b>
	.....	<b>39</b>
	.....	<b>39</b>
	.....	<b>43</b>
	.....	<b>62</b>
	.....	<b>68</b>
	.....	<b>71</b>
	.....	<b>191</b>


**1**

**2**

**3**

**4**

	SSS%) +	S%) +
	Zoomlion Heavy Industry Science And Technology Co.,Ltd	
	Zoomlion	
	' *%	
	(%SS%	
	' *%	
	(%SS%	
	\hhd ##www'ncca` ] cb" W#a#	
	%) +4ncca` ] cb" W#a	

	361	361
	0731-85650157	0731-85650157
	0731-85651157	0731-85651157
	157@zoomlion.com	157@zoomlion.com

	www.cninfo.com.cn
	361

	1999 08 31	307	430000400000198	430104712194405	71219440-5
	2012 09 26	361	430000400000198	430104712194405	71219440-5
	2008 12 31 “ ”				
	2008 12 31 “ ”				

	19 B 208
	10 8

2012

20

2012 12

31

" "

" "

CIFA

480.71

3.77%

73.30

9.12%

29.60

41.42%



" "

" " " "

2013

2013 3 29

	ŠŽ	ŠŽ	ff	ŠŽ
	(, ŽŠ+%	(*Ž' &&"),	' " ++%	' &Ž% &' *+
	+Ž' ' S' S)	, ŽŠ*) "*" (	! - "%&&	(Ž***) "-
	+Ž% - " +	+Ž-, +", &	! %Š" * &&	(Ž*' ' "' +
	&Š- * S' &	&Š S- ' " &	(%' ( &&	) ( ) "%
#	S' -)	% S)	! - ") &&	S" +)
#	S' -)	% S)	! - ") &&	S" +)
%	% " S+%	Š " %Š%	! * " S- %	' ' " (%%
	ŠŽ	ŠŽ	ff	ŠŽ
	, , Ž- +(" (*	+%Ž), %++	&(" " S%	*' ŽŠ, %) *
	(ŠŽ, S&' %	' ) Ž(( * " (	% " %&&	&+Ž(% " &&

1

	+Ž' ' S' S)	, ŽŠ*) "*" (	(ŠŽ, S&' %	' ) Ž(( * " (
			!(S" ŠŠ	!(S" ŠŠ
	+Ž' ' S' S)	, ŽŠ*) "*" (	(ŠŽ+* &' %	' ) Ž(S* " (

	&S%&	&S%&	&S%&	
	!% " &&	! (" - %	! ' + " &*	
	&&S* %	, *", ,	+S" ' )	
	!) " *%	!% "( &	, "*,	
	!% " +,	% " , &		
	*S" ' +	& " ) )	S" ( *	
	S" S&	S" S&		
	' - " S-	&S" ' )	%S" %&	
	S" ( +	, " +)	! S" %	
	% S" &*	++", &	' & &&	!!

1 —

1 —

2012

2012

		6,018.34		0.59%	
5,915.71		1.85%			
					2012
1-12	2.30	35.10%		11.56	
35.20%					
		"	"	"	"

**1**

		480.71		3.77%	
	73.30		9.12%		
29.60	41.42%				

2012

2011

2

1

- 2012 9 28 (101.18 )

(D1250-80)

- (ZAC B01) LTU165

" "

- ZLJ5163TC XJE4

ZE3000ELS

2

ISO /TC 96

3 973 2 1

973 " "

973 " "

4 2012 6 2011

2012 1738 " "

" "

3

2010 " A+H"

2012

2012

C IFA

C IFA

23.81%

•

•

800

2011

JO ST

FEM

T320-16

•

400

3

4

"

"

IPD

7S

"

"

ERP PLM

5

1

"

"

2

"

"

3

" 2012

"

6

CIFA

"

"

2012

• "

2000

"

776

676

•

2012

500

172.58

74

40%

5

• " 2012 500 " 108

39

• 86

• " "

• " "

• " "

• " "

• 2012 " "

7

2012

2012 12 31 A

19.77% H

36.60%

" "

" " " "

" " 70 5 200

" 2012 50 " 16



1

	(, žŠ+%%±	(*ž' &&'),	' "++%
	' &ž) () " *%	' %ž' %&" S'	' "- ' %
	' ž' +*"%&	' ž%ž- "-+(	*", ) %
	%ž- ' ) " *+	%ž+) ) ", ,	%Š' & %
	' &&', S	%&"-,	% S", *%
	, ž- S " --	- ž) %&" +	! *"' *%
	, ž, ), "%&	- ž* S&&' (+	! +"' +) %
	+ž) & " - *	, ž%±' "' (	! +", , %
	&ž- * S' &	&žS- ' " &	(% ( &%
	!' ž' -- " (*	! %ž) SŠ") +	! %&ž") (%
	(ž) %&" - &	!' ž&±(" - (	

2

		2012	2011	%
		58,613	52,238	12.20%
		61,806	52,781	17.10%
		8,901	5,708	55.94%

30%

2012

	%ž(+&ž' &ž'
	' " S*%

)

			%
%	5	' ), " )'	S' +(%
&	6	' ) ) " * ,	S' +(%
'	7	&ž- " - *	S' ) (%
(	8	&ž- " , '	S' ) (%

)	9	&, " &	S") %
	---	%ž(+& &	" S*% "

		&S%&		&S%&		fp/L
			%		%	
		' Sž* & " SS	- (" S- %	& ž(* " SS	- (" S, %	' "- (%
		%ž% & SS	' " *' %	%žS(+ " SS	' "' (%	%ž, - %
		&+ & SS	S", (%	& ' " SS	S", %ž	+ " ) %
		(*,	%((%	))'	%++%	! % "' +%

	) ž- +S", ,
%	% " S&%

			%
%	5	%ž+S+))	) "% %
&	6	%ž' '%-)	(" S&%
'	7	%žS, - " * &	' " & %
(	8	%žSS- " )'	' " S) %
)	9	, ' & &	& ) %
	---	) ž- +S", ,	% " S&%

4

30%

5

&S%&	%ž+% " +%
&S%&	(" % %
&S%&	' " ), %

6

	ŠŠ&	ŠŠ%	%
	)%ž&ž&ž' &	(*ž' +S" &	%Š" ((%
	(, ž&ž S" -)	((ž&ž+" S&	, "- , %
	žž- *S" &	žžS- ' " &	(% ( &
	+&' *S	, ' "(%	!%ž' - *%
	' ž(+&' S*	%ž), ' "- ,	% " &
	!' ž' -- "(*	!%ž) ŠŠ") +	!%ž") (%
	žžž* (*"),	%žžžž" ('	%Š" +(%
	%žž% ("**	%ž' - S" +	ž" ŠŠ%
	(ž) %ž' - &	!' žž&(" - (	
	(žS, %'+*	!žž+) *" S*	

- 1
- 2
- 3

			ffL	%	%	%
	(ž-))", '	' %ž- *S" ŠŠ	' S" (%) %	' '*+%	' ", , %	!S" %ž %
	%ž* ŠŠ" Š&	%ž- " Š&	- ' " % %	% S- %	! (+ " ' &	*" & %
	&ž) - *" %	%ž), , " %	' ' "- (%	%ž & (%	% " S' %	!% * &

	%ž% &' %\$	%\$ž' ' S' S(	&' "- S%	! - ") %&	! %\$' - %&	% %& %
	' ž S' " " * +	&ž%&' " ) *	& " " ) %	%, - %	) " ) S%	! &' ( - %
	%ž), " &	- S) " , '	(% , +%	! %\$' & %	! %ž " ( ) %	' " ) * %
	&ž&ž, " +'	%ž+**" ((	&&' %& %	%ž" ( , %	%žž , , %	% * - %
	&' " +,	& ( - " -)	%&' "- &&	! (% + S%	! ( ( " , &&	( " , S%
	%ž S+ " " %	- ( ) " - -	%ž , ) %	! %ž - ) %	! %ž , ) , %	! S' " , %
	%ž* S S' S&	%\$ " S&	- ' " % %	% %\$ %	! ( + " ' &&	* " & + %
	((ž+, " ) %&	& ž , & " S'	' " " ( S%	&' ) ( %	&' ( + %	S' S) %
	&ž++ S' + &	&ž& - " - -	% " %ž %	& " , %&	& S' & %	&' - %

1

	&S%&		&S%&		%&	
		%		%		
	& ž & S * " %ž	& * " S , %	% + ž + ( " ) %	& ( " + %	% & %	
	% ž - S S " " )	&& % & ( %	%žž * ) , " S+	%ž & %	( " - * %	
	%ž+ ' &' )'	% " % %	- ž * ) " " *	% " ( - %	! S' " %	
	S" S S	S%	S" S S	S%	S%	
	' ' S" S*	S' " + %	%ž ) " S*	S' %ž %	S' &&	
	( ž ) * - " " *	) " % & %	( ž %ž % ) +	) " + ' %	! S' ) - %	
	%ž ) ( &' ( -	% + ' %	+ , ' " , *	% %&	S' * ( %	

2

	&S%&		&S%&		%&	
		%		%		
	( ž & S ( " * (	( " + ' %	( ž ) & ( " &	* " ' &&	! % ) - %	
	' ž , * - " )	( " " ) %	) ž - ) * " , *	, " ' &&	! " " - + %	

3

%	%", %	!%" +,					%\$
' "	(" &	S" (*	% \$)				("* -
	&" S(	!%" " &	% \$)				) "+&

1

"

"                      " +                      "                      "                      "

"                      "

2

2001

2008

C IFA



5

1

1

2012	2011	
100,000,000.00	0.00	-
		%
		8.7%

2

				%		%				
		)" &	, (+ž' (,	S%	, (+ž' (,	S%	("%	S'' -		
		S" S+	))ž+%	S%	))ž+%	S%	S")%	S" S+		
		)" '*	- S' žS*(	!!	- S' žS*(	!!	(" *-	S' (*	!!	!!

2

1

	) +ž%) "' \$
	+(ž, + " * +
	) &ž%, " \$-
	' ) ž- \$ \$
	, +ž%ž% " * ,
%	ž " * ' %
[2007]500	
12 31	2012

2

	fl		fpl		f&l	fpl&l				
	l				f&l	fpl&l				
		% \$ž&&%	ž \$ž&&%		\$ % - ž) & "		&&%%	((ž+, )" %		
		(	(		*' - &', , % &		' %	,		
		, \$ž\$* \$' +,	\$ž\$* \$' +	*ž+, \$" * &	+(ž\$+\$"-		&&%	- \$ž\$(- "		
		+	+		&		%&&% &	(		
		* \$ž*, \$	* \$ž*, \$	%*ž& (" "	(, ž) % " *		&&%%	ž%ž% &		
				*	)		+ " - * % &	\$		
		)ž\$SS	' (ž%\$S	, ž* & "	' *ž- - * " \$		&&%&	+ž), + " &		
					)		%&&% &			
		&ž\$SS	&ž\$SS	-) % -)	%ž\$+ " *		&&%%	ž- ' (" \$		
					)		-) " " + % &	%		
		' \$ž\$SS' (	' \$ž\$SS' (	(%&ž\$) &	(&+ž%+, " %		- \$") - % &&%&	\$		



) ) \* %& '%

	<p style="text-align: center;">&amp;S%&amp;</p> <p style="text-align: right;">&amp;S%&amp;</p> <p style="text-align: center;">&amp;S%&amp;</p> <p>&amp;</p> <p style="text-align: center;">&amp;S%- SS</p> <p style="text-align: center;">&amp;S%&amp; ' %</p> <p style="text-align: right;">&amp;S%&amp; * &amp;</p> <p>&amp;S%&amp;</p> <p>'</p> <p style="text-align: center;">% žSSS</p> <p style="text-align: center;">% žSSS</p> <p style="text-align: center;">&amp;S%&amp; ' %</p> <p style="text-align: center;">&amp;S%&amp; * &amp; &amp;S%&amp;</p>
	<p>%</p> <p>&amp;</p> <p style="text-align: center;">&amp;S%&amp; , &amp;</p> <p style="text-align: right;">&amp;S%&amp;</p>
	<p>%</p> <p style="text-align: right;">' ž(% "%&amp;</p> <p style="text-align: center;">---</p> <p style="text-align: center;">' šSSS</p> <p style="text-align: center;">&amp; žSSS *žSSS</p> <p>&amp;</p>

	' *žSSS -ž- *)", &	&žS' (" % &+"* , %	+&'" &%
	-ž- *)", &	&žS' (" % &+"* , %	
	&S%\$ ( &		%ššž*, -") %
		, šžs*"++ *šž*, s" SS &šžSSS" SS ' šžSS%()	*) ž** , " S% %šž%šž"- & %ž+%š" % ' ž+*' " &
		' šžSSS" SS &&šž+' " &&	' ž(% "%% %ššž*, -") %

3

		(1)	(2)	(%) (3) = (2) / (1)				
	" "	20,900	20,900	20,900	100%	2012 06 29		



				(*) - " S,	%zS' S' &	)* & &	%zS&+"*(	)"%	' " &
				%SSSS	*' , " , ,	' " * ,	&' " , (	!' * "(%	!' * "&
				(+' - (	)&&' &	%&&' %	(- * " , +	& " S'	(- " ) ,


Zoomlion H.K. SPV Co., Limited

" "

2011 9 7

1

10

1

2013

2013

3.5%

2012

3.3%

3

2013

2013

1

IPD

2



376,103

249,694.7

3

2012

7,705,954,050

10

2

2011

7,705,954,050

10

2.5

2010

(1) 2010 7 22

2010

H

1,971,054,705

10

15

10

1.7

2 2010

5,927,656,962

10

2.6

10

3

				%
2012	% ( % ) %	+ž' ' S" S(		&% S' %
2011	%- &ž" (-	, žS*) "*)		& " , - %
2010	%ž, +*" &ž	(ž**) " ) -		( S' &&%

2012

[www.cninfo.com.cn](http://www.cninfo.com.cn))

--	--	--	--	--	--



2012	11	01				BNP	1 2012
2012	11	07					
2012	11	08					
2012	11	08					
2012	11	15					
2012	11	19					
2012	11	28				CICC	
2012	11	29					
2012	12	06					
2012	12	07					
2012	12	14					
2012	12	17					
2012	12	19					
2012	12	21					
2012	12	21					

( )			( )	( )	( )		
65%				21,070,598.44			
2,015				149,954			
2008 12							
30				2009			2009
	2,107.06			12 11		2010 04	
						30	2010-012
						2010 1 18	
2009 4 7					585,464.01		
21,070,598.44							

	2013 01 09	2013-002 www.cninfo.com.cn)

1

A1		0		A2		0		
A3		0		A4		0		
	2012 03 16	400,000	2012 05 15	31,427.5		1		
	2012 03 16	400,000	2012 06 21	33,533.14		2		
	2012 03 16	400,000	2012 07 03	29,321.86		2		
	2012 03 16	400,000	2012 08 13	31,427.5		1		
ZOONLION H.K. S.P.V. CO., LTD	2012 03 29	251,420	2012 04 05	251,420		5		
ZOONLION H.K. S.P.V. CO., LTD	2012 12 14	377,130	2012 12 20	377,130		10		
B1		1,028,500		B2		754,260		
B3		1,028,500		B4		754,260		
A1+B1		1,028,500		A2+B2		754,260		
		1,028,500				754,260		

A3+B3		A4+B4	
A4+B4		18.49%	
C		0	
D 70%		754,260	
E 50%		0	
C+D+E		754,260	

	& (,
	,
	%\$" +)
	,

(,

2012 2 24

2012

21

2012 1 31

194,328

2012 3 15

80%

2012 12 28

2012

2.358

C IFA

C IFA

40.68%

C IFA 100%

1 2008 4 21 -4 25

100

11 2008 5 9

“08 ”


“112002” 8

5

6.5%

2012 12 31

	2,163,855	19.67%
	857,927	7.80%
	678,113	6.16%
	641,323	5.83%
	540,097	4.91%
	289,410	2.63%
	259,864	2.36%
	225,461	2.05%
	205,560	1.87%
	200,000	1.82%



2 2012 4 5

5

4

2017 4 5

6.875%

4 5 10 5

2012 10 5

3 2012 12 20

10

6

2022 12 20

6.125%

6 20 12 20

2013 6 20

		(%)							(%)
	1,864,143	0.02%	0	0	0	0	0	1,864,143	0.02%
1	0	0%	0	0	0	0	0	0	0%
2	0	0%	0	0	0	0	0	0	0%
3	0	0%	0	0	0	0	0	0	0%
	0	0%	0	0	0	0	0	0	0%
	0	0%	0	0	0	0	0	0	0%
4	0	0%	0	0	0	0	0	0	0%
	0	0%	0	0	0	0	0	0	0%
	0	0%	0	0	0	0	0	0	0%
5	1,864,143	0.02%	0	0	0	0	0	1,864,143	0.02%
	7,704,089, 907	99.98%	0	0	0	0	0	7,704,089, 907	99.98%
1	6,274,061, 021	81.42%	0	0	0	0	0	6,274,061, 021	81.42%
2	0	0%	0	0	0	0	0	0	0%
3	1,430,028, 886	18.56%	0	0	0	0	0	1,430,028, 886	18.56%
4	0	0%	0	0	0	0	0	0	0%
	7,705,954, 050	100%	0	0	0	0	0	7,705,954, 050	100%

1

A	2010 01 28	18.7	297,954,705	2010 02 12	297,954,705	
H IPO	2010 12 16	14.98	869,582,800	2010 12 23	869,582,800	
H	2011 01 05	14.98	130,437,400	2011 01 13	130,437,400	

1 [ 2010] 97 2010 1 28

18.70 9 297,954,705 A

5,571,752,983.50 2010 2 12

1,971,054,705

2 [2010]1654

869,582,800 H 2010 12 23 2011 1 5

130,437,400 H 2011 1 13

H 1,000,020,200 14,980,302,596

H 5,927,656,962



**1**

10			
10			
HKSCC NOMINEES LIMITED	1,427,757,105		1,427,757,105
	1,247,379,996		1,247,379,996
	386,517,443		386,517,443
(GOOD EXCEL GROUP LIMITED)	363,936,856		363,936,856
	168,635,602		168,635,602
	163,314,942		163,314,942
	159,428,548		159,428,548
	151,164,554		151,164,554
100	66,457,250		66,457,250
	56,180,563		56,180,563
10 10 10			

				57	2010 22	07	2013 22	07	263,120	0	0	263,120
				49	2010 22	07	2013 22	07	189,117	0	0	189,117
				44	2010 22	07	2013 22	07	0	0	0	0

6969

					22	22						
				57	2010 22	07 22	2013 22	07 22	158,014	0	0	158,014
				55	2010 22	07 22	2013 22	07 22	125,126	0	0	125,126
				48	2010 22	07 22	2013 22	07 22	96,525	0	0	96,525
				40	2010 22	07 22	2013 22	07 22	114,400	0	0	114,400
				50	2010 22	07 22	2013 22	07 22	178,750	0	0	178,750
				50	2010 22	07 22	2013 22	07 22	160,876	0	0	160,876
				49	2010 22	07 22	2013 22	07 22	153,010	0	0	153,010
				49	2010 22	07 22	2013 22	07 22	0	0	0	0
				42	2010 22	07 22	2013 22	07 22	0	0	0	0
				49	2010 22	07 22	2013 22	07 22	0	0	0	0
				40	2010 22	07 22	2013 22	07 22	71,500	0	0	71,500
Ajilore Akinola Odunayo				51	2012 26	04 22	2013 22	07 22	0	0	0	0
				46	2010 22	07 22	2013 22	07 22	0	0	0	0
				41	2010 22	07 22	2013 22	07 22	0	0	0	0
				40	2010 22	07 22	2012 29	10	0	0	0	0
	--	--	--	--	--	--	--	--	2,485,535	0	41,113	2,444,422

1955 1999

2001

1994 1 1995

1997 9

“ ” 1992 2 1996 7

1996 7 2008 12

2002 2003 2007

2011

2013 2008 9

1996 3 1994

1995 1995

2000 4 2002

2003 12 2003 2004 3

2004 12 2009 1 2008

2010 5 2011 1

2010 2011 12 C C TV 2011

2013 1 1978 2000

2005 12

1963 1999 8

(“ ”) 1999 4

1993

1995

1999

2001

2002 2005

1996 12

1997 10 2001 12

1998 1

1998 12

2001 12

2002 12

2003 4

2003 4

2004 6

2005 7

2006 1 2005

2006 8

2006 9

1984

2005 2008

EMBA

1968

2006 7

1990 2000

1999 2000 Goldpark

China Limited

G K.C.H

2000 2004

2003 2004

600683

2009 2 2010 9

861

1990

2003 4

1943

2006 7

1996 1998  
 1998 2000 2000 2004  
 2007 12 1965  
 1986 1989  
 1952 2007 11  
 1995 1998 1  
 2002 1 2002 1  
 363 2007 7  
 600837 2010 7  
 563 2005  
 2 3339  
 1983 2001 7  
 1946 2009 5  
 2009 4 1988  
 1982  
 12 1988 5 1988 5 1991 5  
 1991 5 1994 3  
 1994 3 2003 3 2003 5 2007 1  
 2007 1 2008 2  
 1988 1  
 1997

---

1948 2009 5

1995 10 1982 1995

1992 2008 3

2009 6

2883 601808 2004 11

2010 11

600843 2009 5

600383 2000

1982

2

1972

1996 2004 9

1995 1997

2002 3 2004 9 1995

2001 9 2002 2

2010 9

1961

1996 1 2008 12

2000 5 2003 1

2006 7 1989



1994

1957

1992 12

1992

2002

2002 10

2004 9

2004

2008

/

7

2006 5

1988

4 1995 5

1995 6 2001 8

2001 9 2003 9

2003

9 2004 9

2004 9 2006 7

2006 8

2007

8

2003

2005

2007

---

1995 11 2001 4

2001 4 2001 4 2004 8

2006 8 2007 7 2004 9 2006 7

2003 12 2006 12

2003 8

2004 3 2009

9 2007

1958 1996

1982 2 1984 11 1984 12 1998 2

1998 3 1998 12

1999 1 1999 7

1999 8 2000 1

2000 2 2003 11 2003 11 2004 5

2004 6 2004 12 2005

1 2006 2 2006 3 2007 10

2006 9 2007 11

1982

1955

1993

9 1998

---

1995 6 1996 1 1996  
 1 2006 7 2004 9  
 2006 7 2006 8 2008 8  
 2004 4 2007 12 2008 12  
 2010 7 1994  
 1999 2007  
 1981  
 1957 1994  
 1996 1996 10 1998  
 12 1999 1 2002 3  
 1999 8 2004 8  
 2004 12 2006 7 2006 8 2008 8  
 2008 9 2010 7 2002 4 2008 12  
 1989 1990 1993 1994 1996 2002 2003  
 2011 1993  
 1997 1982  
 2007 6  
 1964  
 1999 12



1992 6 1995 2 1995 2  
1996 1 1996 1 2000 7  
2000 8 2002 1  
2002 1 2004 8 2004 9  
2006 2 1985  
2004 3  
2007 6  
1962 2005 9  
1990 7 1995 7  
1998 7 2000 5  
07 51- 1F 27 9

---

1963 2000 11  
 1989 4 1992 6 1992 9  
 1995 1 1995 1 1998 5  
 1998 6 1999 2  
 1999 3 2003 10  
 1999 8 2004 8 2003  
 11 2006 2 2004 12 2006 7  
 2006 8 2008 8 2004 9 2008  
 12 2000 2  
 2004 4  
 1986  
 2009 9  
 1963 1999  
 1992 1994 1994 9 2003 9  
 2003 10 2010 1  
 600690  
 2000 7 2004 6  
 2000 5 2007 5 2007 5 2009 10 2009  
 11 2012 11

600229

2001 5

2010 6

1970

1994 2 2000

4

2000 4 2005 9

Product Marketing Manager

2005 10 2006 3

2006 5 2008 5

(General

Motors (China) Investment Co., Ltd.)

Strategic Marketing Manager

2008 6

2010 7

2009

“313 ”

1998 7

(Heriot-Watt University)

1963

1996

2000 2006

2006 2008 12

2010 1

2010 5

2010 7

1989 1996 1999

1997

2003

1984

1972

1996 5 2002 7



2002 9 2010 5

2007 11 2010 7 1994

6

Ajilore Akinola Odunayo 1961 Ajilore Akinola Odunayo

2003 2011

2012 4

Ajilore Akinola Odunayo

1966 2000 12 2007

10 AVIC Information Technology Co., Ltd. 2004 10

2006 9 2008 10

2010 7

1994 1997

1994 1997

1988 7

1999 6

1971

2003 7 2008 8 2008 9

2010 7 1993 7

1998 12

			2006 12 01		
			2011 04 01		

			2009 05 01		
			2009 06 01		
			2009 05 01		

2012



			( \$		% \$" \$\$	\$" \$\$	% \$" \$\$
5^] `crY			)%		%\$	\$" \$\$	%\$
5_] bc` a							
<del>OK</del> banc			( \$		' - " ) \$	\$" \$\$	' - " ) \$
			( *		%&\$" \$\$	\$" \$\$	%&\$" \$\$
			( %		%\$) " \$\$	\$" \$\$	%\$) " \$\$
					' ž) ( ' "	\$" \$\$	' ž) ( ' "

H q 1ôÍÁ "S= H ,i b•W1QgùH €C3€ 2 A»í5 t••gPM ÍÔÄÄ "S5W6Us û0H €€



0

2012 8 10

**1**

2011	2012 06 29	2011		2012 06 30	2011 2012 028

2

2012	2012 08 30			2012 08 31	2012 033 2012

1

	8	3	5	0	0	
	8	3	5	0	0	
	8	4	4	0	0	
	8	4	4	0	0	
						2

2

1

2

2012

1

2011

2

3



1

2

2012

Ajilore Akinola Odunayo

3

1

2

3.21

2012

2011

2012

2012 12

31

1

2

C IFA

2012

2012

( )

( )

" 2012

"

26

( “

)

—

2012

2011

	2013 03 28
	SJ[2013]346

SJ[2013]346

“ ”

2012 12 31

2012

1

2

2012 12 31

2012

1

	23,206.16	17,744.51
	1.03	18.82
	1,720.81	1,138.57
	18,900.35	11,658.07
	838.31	733.25
	1,124.31	819.76
	11,732.53	9,655.36
	9,194.52	7,088.66
	311.54	158.56
	67,029.57	49,015.55
	4.69	4.23
	10,467.97	12,805.27
	330.06	115.06
	4,569.36	4,101.57



	1,542.49	783.86
	2,731.12	2,605.92
	1,842.94	1,833.14
	456.26	317.17
	21,944.89	22,566.22
	88,974.46	71,581.77
	4,204.64	4,524.26
	452.56	804.28
	5,763.00	4,967.38
	7,747.10	7,136.42
	997.80	863.81
	587.50	801.24
	2,686.38	3,019.83
	103.25	53.63
	20.23	
	7,100.88	3,689.32

	5,102.63	791.22
	34,765.98	26,651.38
	3,869.55	5,956.86
	6,185.27	1,092.72
	1,623.32	1,619.55
	619.24	38.93
	439.58	418.01
	282.56	169.56
	13,019.52	9,295.63
	47,785.50	35,947.01
	7,705.95	7,705.95
	14,604.99	14,674.11
	2,613.08	1,962.76
	15,938.09	11,184.85
	-59.97	-81.22
	40,802.14	35,446.45
	386.82	188.31
	41,188.96	35,634.76
	88,974.46	71,581.77

2


	8,952.39	9,761.96
	1.03	18.82
	1,240.96	676.99
	22,521.90	14,670.85
	701.37	775.51
	9,791.57	13,461.06
	8,914.96	7,693.01
	0.00	0.00
	294.81	152.44
	52,418.99	47,210.63
	4.69	4.23
	11,590.68	8,682.15
	3,316.53	2,914.76
	1,191.70	671.49
	1,078.21	995.49
	153.45	107.01
	17,335.26	13,375.14
	69,754.25	60,585.77
	2,657.16	3,801.95

	5,640.48	4,770.78
	8,692.79	6,429.17
	776.70	885.54
	453.73	631.23
	2,218.89	2,696.20
	53.63	53.63
	4,571.33	2,098.36
	2,043.34	293.01
	27,108.06	21,659.87
	3,237.18	3,059.10
	0.00	1,092.72
	0.16	
	169.84	112.15
	3,407.17	4,263.98
	30,515.23	25,923.86
	7,705.95	7,705.95
	14,647.38	14,646.99
	2,612.08	1,961.76
	14,273.61	10,347.21
	39,239.02	34,661.92
	69,754.25	60,585.77

3

	48,071.17	46,322.58
	48,071.17	46,322.58
	39,180.28	36,862.91
	32,545.61	31,316.03
	260.92	263.63
	3,376.14	3,159.74
	1,935.67	1,755.88
	322.80	110.98

“ ”	8,858.14	9,602.47
	1,329.18	1,429.13
“ ”	7,528.96	8,173.34
	7,330.05	8,065.64
	198.92	107.70
	--	--
	0.95	1.05
	0.95	1.05
	21.07	-2.80
	7,550.03	8,170.54
	7,351.70	8,050.58
	198.34	119.96

4

	46,567.93	42,543.60
	34,274.91	30,111.93
	191.47	200.00
	3,058.17	2,695.87
	1,608.06	1,371.22
	-640.51	-524.12
	405.31	-20.47
“ ”	-17.78	18.82
“ ”	107.87	57.97
	23.41	23.65

“ ”	7,760.60	8,785.96
	119.26	56.89
	352.70	121.33
	14.70	3.56
“ ”	7,527.16	8,721.52
	1,023.95	1,217.15
“ ”	6,503.20	7,504.37
	--	--
	0.39	-0.15
	6,503.59	7,504.22

## 5

	47,894.05	45,207.65

	105.86	123.39
	3,211.34	1,039.22
	51,211.24	46,370.25
	36,532.49	35,040.43
	3,664.18	2,865.62
	4,845.54	3,230.55
	3,208.74	3,140.41
	48,250.95	44,277.02
	2,960.29	2,093.23
	6.52	0.17
	66.08	33.50
		49.73
	72.60	83.41
	1,835.07	1,576.56
	257.11	7.42
	1,379.88	
	3,472.06	1,583.98
	-3,399.46	-1,500.57



	56.16	1,661.04
	56.16	2.00
	16,355.81	9,454.39
	6,234.61	
	22,646.58	11,115.43
	15,367.90	11,846.59
	2,662.69	2,363.09
	18.83	12.22
	104.07	180.69
	18,134.66	14,390.37
	4,511.92	-3,274.94
	9.01	-73.78
	4,081.76	-2,756.06
	16,002.21	18,758.27
	20,083.97	16,002.21

## 6

	45,258.09	46,030.60
	43.25	94.79
	7,422.06	1,467.14
	52,723.39	47,592.53
	37,352.56	37,933.88
	2,806.68	2,157.48
	3,547.96	2,922.10



	8,095.18	16,723.64
	7,079.61	8,095.18

7

	7,705.95	14,674.11			1,962.76		11,184.85	-81.22	188.31	35,634.76
	7,705.95	14,674.11			1,962.76		11,184.85	-81.22	188.31	35,634.76
“ ”		-69.13			650.32		4,753.24	21.26	198.51	5,554.20
							7,330.05		198.92	7,528.97
		0.39						21.26	-0.58	21.07
		0.39					7,330.05	21.26	198.34	7,550.03
									48.16	48.16
1									48.16	48.16
2										
3										
					650.32		-2,576.81		-39.05	-1,965.54
1					650.32		-650.32			
2										
3							-1,926.4		-39.05	-1,965.54

							9			
4										
1										
2										
3										
4										
1										
2										
		-69.52							-8.94	-78.46
	7,705.9 5	14,604.9 9			2,613.0 8		15,938.0 9	-59.97	386.82	41,188.96

	5,797.2 2	15,061.1 5			1,212.3 2		5,410.84	-66.31	59.23	27,474.45
	5,797.2 2	15,061.1 5			1,212.3 2		5,410.84	-66.31	59.23	27,474.45
“ ”	1,908.7 3	-387.04			750.44		5,774.01	-14.91	129.08	8,160.31
							8,065.64		107.70	8,173.34
		-0.15						-14.91	12.26	-2.80
		-0.15					8,065.64	-14.91	119.96	8,170.54

	130.44	1,391.41							-12.37	1,509.48
1	130.44	1,377.04							2.00	1,509.48
2										
3		14.37							-14.37	
					750.44		-2,291.63		-12.22	-1,553.41
1					750.44		-750.44			
2										
3							-1,541.19		-12.22	-1,553.41
4										
	1,778.30	-1,778.30								
1	1,778.30	-1,778.30								
2										
3										
4										
1										
2										
									33.71	33.71
	7,705.95	14,674.11			1,962.76		11,184.85	-81.22	188.31	35,634.76

8


	7,705.95	14,646.99			1,961.76		10,347.21	34,661.92
	7,705.95	14,646.99			1,961.76		10,347.21	34,661.92
“ ”		0.39			650.32		3,926.39	4,577.10
							6,503.20	6,503.20
		0.39						0.39
		0.39					6,503.20	6,503.59
1								
2								
3								
					650.32		-2,576.81	-1,926.49
1					650.32		-650.32	
2								
3							-1,926.49	-1,926.49
4								
1								
2								
3								
4								
1								
2								
	7,705.95	14,647.38			2,612.08		14,273.61	39,239.02


	5,797.22	15,048.40			1,211.32		5,134.47	27,191.41
	5,797.22	15,048.40			1,211.32		5,134.47	27,191.41
“ ”	1,908.73	-401.41			750.44		5,212.74	7,470.50
							7,504.37	7,504.37
		-0.15						-0.15
		-0.15					7,504.37	7,504.22
	130.44	1,377.04						1,507.48
1	130.44	1,377.04						1,507.48
2								
3								
					750.44		-2,291.63	-1,541.19
1					750.44		-750.44	
2								
3							-1,541.19	-1,541.19
4								
	1,778.30	-1,778.30						
1	1,778.30	-1,778.30						
2								
3								
4								
1								
2								
	7,705.95	14,646.99			1,961.76		10,347.21	34,661.92

				"	"	"	"				
	1999	743						"	"		2004
10	21			2005	10	28					"
	"										
	1999	8	31							4300001004095	
		10,000								2000 128	2000
9	15	9	16			1.00				5,000	
		12.74		2000	10	12					"
	"		"	000157"						15,000	
						2008				152,100	
	2008	12	31								
			63,671.1894								
		"		"		38,011.7					
11,486.2826										7,615.0743	
5,093.6952											
1,464.4373											
	2009	7	10	2008			10			1	
			167,310								
	2010	1	28								
29,795.4705				1		18.70				197,105.4705	
	2010	8		10		15					
295,658.2057						492,763.6762					
	2010	12	23			86,958.28					H
			14.98								H
						8,695.828				1:1	H
	2011	1	5								14.98
	H		130,437,400								
13,043,740		A					1:1		H		H
A	H					592,765.6962			A	482,763.4742	H



110,002.222							
2011	7		2010			10	3
			770,595.405				
	2012	12	31		770,595.405		
124,737.9996				16.19%			HKSC C
NO MINEES LIMITED			142,775.7105		18.53%		
38,651.7443				5.02%			GOOD EXCEL GROUP
LIMITED	36,393.6856			4.72%			16,863.5602
	2.19%		2012	12	31	A	627,592.5164
	81.44%				H	143,002.8886	18.56%
2012	2	27				2012	27
				16.19%			

361

2013 3 28

1

2006 2

15



2

6

1



7

2

1

"

"

2

1

2

9

1

2

1

2

3

4

5



**3**

1

2

**4**

**5**

6

“ 10 ”

1

2

10

1

2

1

	1	1,000

2


	(%)	(%)
1 1	1%	1%
1 2	6%	6%
2 3	15%	15%

3		
3 4	40%	40%
4 5	70%	70%
5	100%	100%


**3**


**11**

**1**

**2**

**3**

4

5

12

1

1

2

2

1

2

3

3

4

20%

50%

1

2

3

4

5

4

13

"

14

"

"

16

"



14

1

2

3

---

		%	%
	35	3%	2.77%
	10	3%	9.7%
	5	3%	19.4%
	10	3%	9.7%
	25	3%	3.88%

**4**

15

1

2

3

1

3

2

3

16

1

2

3

3

4

1

2

17

1

2

1

2

3

4

5

6

7

**3**

**4**

**5**

1

2

3

4

5

**18**

1

1

**19**

1

1

2

3

**2**

**20**

**1**

**2**

**3**



4

21

1

2

1

2

22

1

2

23

1

2

24

1

2

+

×

÷

×

÷

3

10%

1

		17% 20%
		3% 5%
		5% 7%
		15% 16.5% 25% 31.4%
		3% 5%

2

1

2011 11 4

2011 1 1 2013

12 31

15%

2011 11 4

2011 1 1 2013

12 31 15%

2011 11 28

2011 1 1 2013 12 31 15%

2010 12

29 2010 1 1 2012 12 31

15%

2009 7 15

2009 1 1 2011 12 31 15%

2012 11 12

2012 13

2012

2011 11 28

2011

1 1 2013 12 31 15%

27.5% 31.40%

16.50%

25%

2

3%

2012 71

2012 9 1

2012 12

1

" "

2011 111

17%

" "

3%

3

CIFA

20%

17%

3

1

" "

2

2009 1 1

**1**

**1**

									(%)	(%)				
--	--	--	--	--	--	--	--	--	-----	-----	--	--	--	--

		233		1000				100%	100%				
		37		150202				100%	100%				
		3326		7200				90.28%	90.28%		5.99		
				5000				100%	100%				
				196				100%	100%				
				50				100%	100%				

		294											
				1000				62%	62%		9.29		
				18019.84				77.61%	77.61%		199.9		
				6870				100%	100%				
				884				67.43%	67.43%		3.82		
				230				100%	100%				
				10000				100%	100%				
Zoomlion H.K. Holding Co., Ltd		33/F Three Pacific Place 1 Queen's Road East Hong Kong		650,000				100%	100%				
Zoomlion		33/F Three		5,750				100%	100%				



Overseas Investment Management (H.K.) Co. Limited		Pacific Place 1 Queen's Road East Hong Kong											
Zoomlion International Trading(H.K.) Co.Limited		Hong Kong		400				100%	100%				
Zoomlion Capital(H.K.) Co., Limited		Hong Kong		220,000				100%	100%				
Zoomlion Run Co.,Ltd				250				100%	100%				
				36000				100%	100%				
				1000				100%	100%				
				1000				100%	100%				

				5000				100%	100%				
				500				60%	60%		-2.12		
				3000				70%	70%		8.99		
				8000				93.75%	93.75%		0.98		
				3000				100%	100%				
				210000				100%	100%				
		19,rue de bitbourg L-1273 Luxemb ourg		20				100%	100%				

3

								(%)	(%)				
				46,559.08				88.86%	88.86%		119.26		
				10000				97%	97%		0.11		
				47,394	,			100%	100%				
Compagnia Italiana		Italy Milano		1,508				59.32%	59.32%		-50.18		

Forme Acciaio S.p.A													
				2,163.2 3				83.13%	83.13%		38.81		
				4,492.7 1				65%	65%		51.97		

2

5

5

3

										2,200.74			100.74
										15.72			-0.28
										33.55			3.55
										16.68			0.57
										29.98			-0.02
1	2012	2											100%

2 2012 1

1500

93.75%

3 2012 7

3,000

100%



:	--	--	1.94	--	--	2.23
	--	--	0.91	--	--	1.24
	0.08	6.2855	0.5	0.05	6.3009	0.32
	0.02	8.3176	0.2	0.04	8.1625	0.32
	0.07	0.8109	0.06	0.02	0.8107	0.01
	0.01	10.1611	0.1	0.01	9.7116	0.12
	0.01	6.5363	0.09	0.01	6.4093	0.06
	0.04	1.7080	0.06	0.1	1.7151	0.17
				0	0.1159	0
	0.67	0.0003	0			
	0.1	0.2061	0.02			
	--	--	20,082.03	--	--	15,999.97
	--	--	15,460.25	--	--	15,349.91
	641.35	6.2855	4,031.23	54.79	6.3009	345.22
	60.82	8.3176	505.9	24.71	8.1625	201.66
	19.46	0.8109	15.78	36.03	0.8107	29.21
	2.11	0.0730	0.15	452.92	0.0811	36.73
	3.28	6.5363	21.42	2.72	6.4093	17.41
	30.86	0.2061	6.36	19.64		

1                    546,164.56            30.78%  
                          10

2

**2**

	1.03	18.82
	1.03	18.82

**3**

**1**



	2012 08 15	2013 02 15	10	
	2012 07 18	2013 01 18	10	
	--	--	54.57	--

3

	2012 07 05	2013 01 05	5.5	
	2012 07 10	2013 01 09	5	
	2012 07 13	2013 01 13	4	
	2012 07 06	2013 01 06	3	
	2012 09 12	2013 03 12	3	
	--	--	20.5	--

4

1

		(%)		(%)		(%)		(%)
	478.35	2.42%	157.67	32.96%	629.55	5.16%	153.35	24.36%
	18,672.08	94.44%	373.33	2%	11,104.23	91.08%	254	2.29%
	18,672.08	94.44%	373.33	2%	11,104.23	91.08%	254	2.29%
	621.33	3.14%	340.41	54.79%	457.31	3.76%	125.67	27.48%



	19,771.76	--	871.41	--	12,191.09	--	533.02	--

						%	
		427.85		155.29		36.3%	
		50.5		2.38		4.72%	
		478.35		157.67		--	--

		(%)			(%)	
1	--	--	--	--	--	--
1 ( 1 )	17,384.2	93.1%	173.84	9,986.74	89.94%	99.87
1	17,384.2	93.1%	173.84	9,986.74	89.94%	99.87
1 2	838.71	4.49%	50.32	824.48	7.42%	49.47
2 3	270.55	1.45%	40.58	181.42	1.63%	27.21
3	178.62	0.96%	108.58	111.59	1.01%	77.45
3 4	95.62	0.51%	38.25	43.3	0.4%	17.32
4 5	42.23	0.23%	29.56	27.2	0.24%	19.04
5	40.77	0.22%	40.77	41.09	0.37%	41.09
	18,672.08	--	373.33	11,104.23	--	254

	621.33	340.41	--	--
--	--------	--------	----	----

2

A		2.05		
B		0.59		
C		1.1		
D		0.31		
E		0.24		
H		0.3		
I		0.25		
		3.08		
	--	7.92	--	--

3

				(%)
A		213.81	1	1.08%
B		129.51	1	0.66%
C		101.08	1-2	0.51%
D		98.09	1	0.5%
E		93.34	1	0.47%
	--	635.83	--	3.22%

4

			(%)
		98.1	0.5%
		3.56	0.02%
		44.32	0.22%

		66.83	0.34%
		31.96	0.16%
		14.27	0.07%
		83.11	0.42%
		22.38	0.11%
		40.86	0.21%
		33.94	0.17%
	--	439.31	2.22%

5

	4,830.46	-298.45
	4,830.46	-298.45

5

1

		(%)		(%)		(%)		(%)
	20.15	1.7%	14.11	70%	25.15	2.3%	10.08	50%
	455.01	38.48%	30.86	6.78%	479.72	54.86%	26.63	5.55%
	467.63	39.55%			250.95	28.7%		

	922.64	78.03%	30.86	3.35%	730.68	83.56%	26.63	3.65%
	239.71	20.27%	13.22	5.51%	123.59	14.14%	17.94	14.52%
	1,182.5	--	58.19	--	874.42	--	54.65	--

				%	
	20.15		14.11	70%	
	20.15		14.11	--	--

		(%)			(%)		
1							
1 ( 1 )	375.44	82.51%	3.75	423.21	88.21%	4.23	
1	375.44	82.51%	3.75	423.21	88.21%	4.23	
1 2	41.52	9.13%	2.49	18.26	3.81%	1.1	
2 3	8.73	1.92%	1.31	8.39	1.75%	1.26	
3	29.32	6.44%	23.31	29.87	6.23%	20.05	
3 4	2.56	0.56%	1.03	15.43	3.22%	6.17	
4 5	14.91	3.28%	10.44	1.87	0.39%	1.31	
5	11.84	2.6%	11.84	12.57	2.62%	12.57	
	455.01	--	30.86	479.72	--	26.64	

	145.64	
	321.99	
	467.63	

			%	
1,000	239.71	13.22	5.51%	
	239.71	13.22	--	--

2

A		1.51		
B		0.31		
		0.09		
	--	1.91	--	--

3

				(%)
A		49.73	1	4.21
B		39.18	1	3.31
C		21.68	1	1.83
D		20.15	4-5	1.7
E		15.70	2-3	1.33
	--	<u>146.44</u>	--	12.38%

6

1

		%		%
1	747.61	89.18%	700.7	95.56%
1 2	68.2	8.14%	32.55	4.44%
2 3	22.5	2.68%		
3				

	838.31	--	733.25	--
--	--------	----	--------	----

2

A			61.16	
B			26.3	
C			22.6	
D			18.52	
E			18.18	
	--		146.75	--

7

1

	4,801.48	114.27	4,687.22	4,858.61	97.06	4,761.55
	1,604.97	8.19	1,596.78	1,705.24	14.57	1,690.67
	5,660.07	211.53	5,448.54	3,241.31	38.17	3,203.14
	12,066.52	333.99	11,732.53	9,805.16	149.8	9,655.36

2

	97.06	28.52	9.03	2.28	114.27
	14.57	5.13	11.23	0.28	8.19
	38.17	208.05	34.51	0.18	211.53

	149.8	241.7	54.77	2.74	333.99

3

			%
			0.19%
			0.7%
			0.61%

8

1

	10,217.68	8,161.81
	881.4	1,023.74
	142.56	50.21
	0.8	0.8
	9,194.52	7,088.66

2

88,140.51

1,021,768.02

210,585.90

29.71%

3

**9**

	70.03	158.56
	230.69	
	10.83	
	311.54	158.56
15,298.36	96.49%	

**10****1**

	4.69	4.23
	4.69	4.23
	847,348	55,716
2012 12 31	4.94	9.10
		469.29

**11**

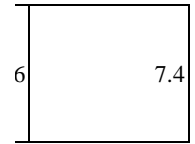
	10,457.97	12,779.95
	666.14	1,102.27
	10	25.32
	1,0467.97	1,2805.27

**12**

--	--	--	--	--	--	--	--





	(%)	(%)					
	30%	30%	74.09	45.71	28.39	104.72	5.13
	32%	32%	497.49	208.2	289.29	249.56	49.7
	49%	49%	8.36	4.32	4.04	2.46	-0.01
	35%	35%	157.04	145.1	11.94	275.53	1.56
	25%	25%	25.7	-0.02	25.71		-2.14
	46.84%	46.84%	58.7	41.25	17.46	45.13	4.74
	48.97%	48.97%	48.2	33.85	14.35	24.71	3.67
	49%	49%	124.6	109.24	15.35	173.32	0.03
	49%	49%	59.31	41.38	17.92	147.76	3.56
	36%	36%	38.93	25.21	13.72	43.77	2.87
	49%	49%	34.13	24.19	9.94	27.43	0.88
	43.7%	43.7%	121.5	90.71	30.79	202.63	6.23



13

1



			0.05		0.05	0.06%	0.06%		0
		3.5			3.5	10%	10%		
		0.42	0.42		0.42	19%	19%		
		1.53	1.53		1.53	51%	51%		0.12

TOP Carbon S.r.l. (51% Ri.- Ba. Comp osites S.r.l.)		0.04		0.04	0.04	49%	49%				
		100		100	100	8.7%	8.7%				
		30		30	30	2.71%	2.71%				
		7.5	7.5	-0.54	6.96	25%	25%				
		6	6.24	1.54	7.78	30%	30%				
		38.4	83.07	9.5	92.57	32%	32%				6.4
		1.96	1.98	0	1.98	49%	49%				
		3.5	4.09	0.11	4.2	35%	35%				
		5.4		6.43	6.43	36%	36%				
		5.88		5.51	5.51	49%	49%				

		13.11		14.66	14.66	43.7%	43.7%				
		9.6		10.84	10.84	48%	48%				
		9.8		11.93	11.93	49%	49%				
		9.8		9.38	9.38	49%	49%				
		7.35		6.38	6.38	48.97%	48.97%				
		7.03		9.23	9.23	46.84%	46.84%				
	--	267.53	115.05	215.01	330.06	--	--	--			7.35

14

1

	5,999.39		984.52	222.75	6,761.16
	2,848.43		444.01	51.22	3,241.22
	2,433.13		369.89	124.72	2,678.3
	401.44		88.1	28.05	461.49
	316.38		82.51	18.75	380.14
--					

	1,861.11		416.98	139.5	2,138.59
	532.35		108.15	16.43	624.07
	1,048.13		213.87	89.33	1,172.66
	126.59		40.03	16.61	150.01
	154.03		54.93	17.13	191.84
--			--		
	4,138.28		--		4,622.57
	2,316.09		--		2,617.15
	1,385		--		1,505.63
	274.85		--		311.48
	162.35		--		188.31
	36.71		--		53.21
	20.11		--		27.95
	9.42		--		17.32
	6.2		--		6.96
	0.99		--		0.99
	4,101.57		--		4,569.36
	2,295.97		--		2,589.2
	1,375.58		--		1,488.32
	268.65		--		304.52
	161.37		--		187.32

41,697.74

63,402.13

**2**

	7	-3.85	-0.57	2.57	
	31.53	-16.31	-7.47	7.75	
	0.42	-0.13		0.3	
	0.45	-0.06	0	0.38	
	39.4	-20.35	-8.04	11	

15

1


	138	0	42.15			30.54%	40					42.15
	915.32	68.02	332.54			--	--			--	--	400.56

3

75,862.44                      96.78%                      34,158.53  
13,550.76    12,042.44

16

1

	3,048.34	224.14	1.78	3,270.7
	1,495.22	80.49		1,575.71
	309.19	45.82	1.32	353.69
	132.43	77.35	0.46	209.32
CIFA	350.16	6.67		356.83
	761.34	13.82		775.16
	421.2	98.87	1.71	518.36
	105.41	26.83		132.24
	181.11	24.54	1.26	204.39
	25.43	15.96	0.45	40.95
CIFA	94.83	31.54		126.38
	14.41			14.41
	2,627.14	125.27	0.07	2,752.34
	1,389.81	53.66		1,443.47
	128.08	21.28	0.06	149.3
	107	61.39	0.01	168.38
CIFA	255.32	-24.87		230.45
	746.93	13.82		760.74
	21.22			21.22

CIFA				
	21.22			21.22
	2605.92	125.27	0.07	2731.32
	1,389.81	53.66		1,443.47
	128.08	21.28	0.06	149.3
	107	61.39	0.01	168.38
CIFA	255.32	-24.87		230.45
	725.71	13.82		739.52

9,887.20

## 17

Compagnia Italiana Forme Acciaio S.p.A	1,611.42	27.43		1,638.85	
	138.86			138.86	
	12.35			12.35	
	70.51			70.51	17.63
	1,833.14	27.43		1,860.57	17.63

13.6% 21.8%

3%

2012

2012

1,762.88



18

1

	213.31	109.08
	18.75	14.67
	9.38	1.38
	0.19	0.2
	23.1	20.4
	0.66	4.31
	74.42	73.27
	23.54	32.84
	92.91	61.02
	456.26	317.17
	0.16	
	439.42	418.01
	439.58	418.01

	299.77	267.71
	456.73	356.97
	756.50	624.68

2012		51.12	
2013	85.97	85.97	
2014	115.24	115.24	
2015	35.78	35.78	
2016	68.86	68.86	
2017	150.87		
	456.72	356.97	--

		1,802.94	1,471.38
		1.03	
		1,803.97	1,471.38
		1185.16	582.8
		117.4	79.75
		44.17	9.18
		1.24	1.35
		153.99	101.88
		4.42	15.35
		272.67	266.36
		84.93	122.86
		464.47	347.91
		2,328.46	1,527.44

## 19

	587.68	392.08	40.99	9.17	929.6
	149.8	241.7	54.77	2.74	333.99

	36.71	18.4		1.9	53.21
	21.22				21.22
		17.63			17.63
	144.03	179.38	14.92		308.49
	939.44	849.19	110.68	13.81	1,664.14

20

1

		34.11
	3,852.2	928.2
	352.44	3,561.95
	4,204.64	4,524.26

21

1

--	--	--	--

			444.62		799.18
		0.96	7.94	0.62	5.10
			452.56		804.28

2 35,171.70 43.73%

## 22

		6.88	
		5,756.12	4,967.38
		5,763	4,967.38

392,991.40 2013 6 30

## 23

## 1

1	1	7,490.52	6,998.47
1		256.58	137.95
		7,747.1	7,136.42

## 24

## 1

1	1	888.64	863.81
1		109.16	
		997.8	863.81

25

	745.75	2,685.23	2,901.36	529.62
		142.65	142.65	
	11.5	342.27	343.46	10.31
1	2.89	85.1	86.74	1.25
2	7.28	217.78	218.05	7.01
3	0.81	20.98	20.44	1.36
4	0.38	11.24	11.18	0.45
5	0.14	7.16	7.06	0.25
	3.45	83.19	84.22	2.42
	4.69	8.51	8.53	4.67
	35.85	89.3	84.67	40.48
	801.24	3,351.15	3,564.89	587.5
	5027.15	14.36	853.35	

2013

26

	1,106.04	1,224.52
	13.15	8.38
	1,083.41	1,288.22
	40.07	163.38
	127.57	86.59
	121.09	94.3

---

	16.26	16.82
	10.18	8.81
	168.61	128.81
	2,686.38	3,019.83

27



	14	04					
	2010 12 13	2013 12 13		97	609.69		
	2010 07 05	2013 06 28		60	377.13		
	2010 06 29	2013 06 28		40	251.42		
	--	--	--	--	3,567.17	--	

3

	1,100	2008 04 21	8	1,087.9	53.63	71.5	71.5	53.63	1,094.23
	2008 4 21		11		8		6.50%		
	1,210.00								

				3.17	19.99
				97.05	22.75
		2.84	23.62	3.39	27.63
			120.67		70.38

31

1

		1,467.96



	3,869.55	4,488.9
	3,869.55	5,956.86

2

	2011 09 23	2014 09 22		153	961.68	153	964.04
	2012 05 04	2015 05 04		70	439.99		
	2012 06 26	2015 09 25		53.35	335.33		
	2012 07 25	2014 07 24		50	314.28		
	2012 09 12	2015 09 10		300	300		
	--	--	--	--	2,351.28	--	964.04

208,730.59

35.04%

	4	10	835.16				
2		Zoomlion H.K. SPV Co, Limited	2012	12	20		6
10		6.125%	6	20	12	20	868.33

## 33

		5.55	5.51
		1,586.23	1,617.81
		27.77	
		1,619.55	1,623.32

1 1997

2 161,780.84

## 34

1

		619.24	619.24	31.14	31.14
				0.95	7.79
			619.24		38.93

2 58,030.90 14.91

## 35

	282.56	169.56
	282.56	169.56

18,354.13 9,901.74

11,300.12 66.64%

36

	7,705.95						7,705.95

37

	14,634.24		69.52	14,564.72
	39.87	0.39		40.26
	14,674.11	0.39	69.52	1,4604.98

1

2

1		4,741.17	
2	CIFA.S.P.A CIFA.USA		2,074.42
3		128.95	
4		7.04	

38

	1,962.76	650.32	2,613.08
	1,962.76	650.32	2,613.08
	65,032.03	33.13%	10%

39

	11,184.85	--
+ -		--
	11,184.85	--
	7,330.05	--
	650.32	10%
	1,926.49	
	15,938.09	--

40

1

	47,555.84	45,912.49
	515.33	410.09
	32,545.61	31,316.03

2

	45,955.83	31,960.00	44,329.80	30,764.94
	1,600.01	109.02	1,582.68	206.94
	47,555.84	32,069.02	45,912.49	30,971.88

	23,596.13	15,588.19	21,212.77	13,669.78
	14,132.10	10,330.04	15,618.01	11,594.73
	3,033.67	2,173.56	2,977.53	2,060.27
	1,558.23	905.83	1,736.68	1,071.41
	2,268.73	1,766.44	1,048.03	833.71
	293.78	249.95	503.94	452.96
	1,073.18	945.99	1,232.84	1,082.08
	1,600.02	109.02	1,582.68	206.94
	47,555.84	32,069.02	45,912.49	30,971.88

4

		(%)
A	358.53	0.75%
B	355.67	0.74%
C	259.96	0.54%
D	259.83	0.54%
E	238.27	0.5%
	1,472.26	3.06%
	147,225.60	3.06%

41

			%
	47.5	51.77	3 5
	115.61	115.97	5 7
	96.76	95.08	3 5
	1.05	0.81	
	260.92	263.63	--

42

	1,149.72	1,118.27
	512.89	540.53
	624.34	410.96
	85.13	79.16
	1,004.06	1,010.82
	3,376.14	3,159.74

43

	610.35	700.33
	583.82	397.56
	161.63	162.34
	83.04	68.91
	496.83	426.74
	1,935.67	1,755.88

44

	756.19	512.87
	-268.92	-213.57
	195.66	242.17
	-346.87	-486.05
	66.74	55.56
	-80	
	322.80	110.98

45

	-17.78	18.82
	-17.78	18.82

	-17.78	18.82

46

1

	0.95	0.12
	34.92	35.72
		0.05
	35.87	35.89

2

	0.12	0.12	
	0.83		
	0.95	0.12	--

3600

2400

3

	15.90	21.36	
	4.54		
	3.33		
	2.62		
	2.53		
	28.92	21.36	--

47

	351.83	23.95
	186.82	81.27
	18.4	7.42
	17.63	
	164.45	144.02
	739.13	256.66

48

1

	10.94	10.38	10.94



	8.42	10.38	8.42
	2.52		2.52
	0.12	0.58	0.12
	212.06	86.88	212.06
		52.42	
	0.42	17.83	0.42
	111.46	59.22	111.46
	335	227.31	335

2

	82.16	13.26	
	59.13	69.45	
	70.77	4.17	
	212.06	86.88	--

10,769.29 47.38%

49

	30.16	15.29	30.16
	30.15	14.48	30.15
	0.01	0.81	0.01
	5.72	17.99	5.72
	8.7	6.18	8.7
	17.57	14.97	17.57
	4.28	3.51	4.28
	0.95	0.64	0.95
	1.18		1.18

	317.27	80.63	18.83
	385.85	139.21	87.4

3,015.40

870.35

1,757.48

572.25

31,727.46

**50**

	1,451.32	1,506.08
	-122.14	-76.95
	1,329.16	1,429.13

**51**

/

	P	7,330.05	8,065.64
	1	190.26	77.82
	$P_0=P-1$	7,139.79	7,987.82
	$S_0$	7,705.95	5,797.22
	$S_1$		1,775.04
	$S_i$		130.44
H			130.44
	$S_j$		
	$S_k$		
	$M_0$	12	12
	$M_i$		

H			11
	$M_j$		
$S = S_0 + S_1 + S_i \times M_i \div M_0 - S_k \times M_j \div M_0 - S_k$			
EPS = $P \div S$		0.95	1.05

---

5.		
	21.07	-2.8

**53**

**1**



	50.81
	53.26
	104.07

54

1

1	--	--
	7528.96	8173.34
	739.13	256.66
	405.71	369.78
	95.63	88.63
	0	0
“ ”	19.99	4.91
“ ”	0	0
“ ”	17.78	-18.82
“ ”	604.98	450.69
“ ”	-24.35	-35.89
“ ”	-136.71	-54.41
“ ”	14.57	-22.54
“ ”	-2,264.1	-1,049.92
“ ”	-8,609.99	-9,200.13
“ ”	4,568.7	3,130.93
	2,960.29	2,093.23
2	--	--
3	--	--
	20,083.97	16,002.21
	16,002.21	18,758.27

	4,081.76	-2,756.06

2

	20,083.97	16,002.21
	1.94	2.23
	20,082.03	15,999.97
	20,083.97	16,002.21

1

							(%)	(%)	
			233			10.00	100%	100%	70766849-3
			37			1,502.02	100%	100%	73346585X
						50.00	100%	100%	743157383
						1.96	100%	100%	

			613			5.00	100%	100%	18387328-4
			294			0.50	100%	100%	75802309-7
						10.00	62%	62%	18389700-8
						180.2	77.61%	77.61%	76072823-X
						68.70	100%	100%	668589572
						8.84	67.43%	67.43%	13412814-9
						2.30	100%	100%	
						100.00	100%	100%	67357295-1

Zoomlion  
H.K.  
Holding

Zoomlion Capital(H.K ) Co.,Limited			Hong Kong			2,200.00	100%	100%	
Zoomlion Ru Co.,Ltd						2.50	100%	100%	
						280.00	100%	100%	717884165
						360.00	100%	100%	69182492-1
						10.00	100%	100%	69180092- X
						10.00	100%	100%	69856788-4
						50.00	100%	100%	77092066-3
						5.00	60%	60%	56886344- X
						80.00	93.75%	93.75%	58853448-3
						2,100.00	100%	100%	59101674
Zoomlion H.K. SPV Co., Limited			33/F Three Pacific Place 1 Queen's Road East Hong Kong			0.01	100%	100%	
						465.59	88.86%	88.86%	19024326-4





					100.00	32%	32%		753385021
					4.00	49%	49%		687422874
					10.00	35%	35%		56558779-3
					30.00	25%	25%		56765688-7
					15.00	46.84%	46.84%		05031029-3
					15.00	48.973%	48.973%		05310923-7
					20.00	49%	49%		59325812-9
					20.00	49%	49%		59397462-7
					15.00	36%	36%		59461169-2
					12.00	49%	49%		59621335-6
					30.00	43.7%	43.7%		59656076-



---

				%		%
			215.52	0.45%	154.94	0.33%

		14.27	0.14		
		83.11	0.83		
		22.38	0.22		
		40.86	0.41		
		33.94	0.34		
		439.33	4.79	89.78	1.19

		16.22	3.29
		5.61	0
		0.54	0
		4.82	0
		2.29	0
		7.11	0
		2.3	0
		10.5	0
		6.3	0
		18.51	0
		4.5	0
		7.84	0

		7.95	0
		94.49	3.29

1

2 4

2012 12 31

1,238,529.43

28,703.22

2 2010 10

2012 12 31

89,246.33

2 5 2012 12 31

3

2012 12 31

107,aa1/TT11261.2961 T-

1

1.	18.81	-17.78			1.03
2.					
3.	4.23	0.46	1.05		4.69
	23.04	-17.32	0.57		5.72

2

2012 12 28

Zoomlion Overseas Investment Management (H.K) Co.,Limited

Zoomlion CIFA(H.K) Holdings Co., Ltd

40.68

2.36

Zoomlion CIFA(H.K)Holdings Co., Ltd

1

1


		(%)		(%)		(%)		(%)
	233.11	1%	38.69	16.6%	133.57	0.89%	27.5	20.59%
	15,438.64	66.54%	299.63	1.94%	9,947.59	66.21%	205.03	2.06%
	7,011.34	30.22%	0		4,656.15	30.99%	0	
	22,449.98	96.76%	299.63	1.33%	14,603.74	97.2%	205.03	1.4%
	518.88	2.24%	341.74	65.86%	286.8	1.91%	120.72	42.09%
	23,201.97	--	680.06	--	15,024.11	--	353.26	--

				%	
	233.11		38.69	16.6%	
	233.11		38.69	--	--

		(%)		(%)	
1	--	--	--	--	--
1 (1)	14,358.46	93.00%	143.58	8,936	89.83%
1	14,358.46	93.00%	143.58	8,936	89.83%
1 2	731.16	4.74%	43.87	808.29	8.13%
2 3	214.61	1.39%	32.19	135.37	1.36%
3	134.41	0.87%	79.99	67.93	0.68%



---

3	4	78.40	0.51%	31.36	25.13	0.25%	10.05
4	5	24.59	0.16%	17.21	23.23	0.23%	16.26
5		31.42	0.20%	31.42	19.57	0.2%	

4

			(%)
		98.1	0.42%
		3.56	0.02%
		44.32	0.19%
		66.83	0.29%
		31.96	0.14%
		14.27	0.06%
		83.11	0.36%
		22.38	0.1%
		40.86	0.18%
		33.94	0.15%
	--	439.33	1.89%

5

2012

29,844.93

483,046.08

817,785.57

54.43%

2

1

		(%)		(%)		(%)		(%)
	20.15	0.21%	14.11	70%	20.15	0.15%	10.08	50%
	254.91	2.6%	4.39	1.72%	136.55	1.01%	2.54	1.86%
	9,531.79	97.08%			13,288.5	98.56%		
	9,786.7	99.68%	4.39	0.04%	13,425.05	99.57%	2.54	0.02%
	10.4	0.11%	7.19	69.09%	37.57	0.28%	9.1	24.22%
	9,817.25	--	25.69	--	13,482.77	--	21.71	--

			%	
	20.15	14.11	70%	
	20.15	14.11	--	--

		(%)		(%)		(%)		(%)
1	--	--	--	--	--	--	--	--
1 (1)	240.09	94.19%	2.4	123.85	90.69%	1.24		
1	240.09	94.19%	2.4	123.85	90.69%	1.24		
1 2	8.67	3.4%	0.52	11.32	8.29%	0.68		
2 3	5.18	2.03%	0.78	0.35	0.26%	0.05		
3	0.97	0.38%	0.69	1.03	0.76%	0.57		

3	4	0.2	0.08%	0.08	0.69	0.51%	0.28
4	5	0.52	0.2%	0.36	0.16	0.12%	0.11
5		0.26	0.1%	0.26	0.18	0.13%	0.18
		254.91	--	4.39	136.55	--	2.54

		9,245.2
		286.59
		9,531.79

			%	
1,000		10.4	7.19	69.09%
		10.4	7.19	--
				--

2

A			0.31	
		--	0.31	--
				--

3

				(%)
A			388.47	3.96%
B			154.61	1.57%
C			102.76	1.05%
D			49.73	0.51%
E			39.18	0.4%
		--	734.75	--
				7.49%

3

						(%)	(%)				
		6	6.24	1.54	7.78	30%	30%				0
		38.39	83.06	9.49	92.57	32%	32%				6.4
		1.96	1.98	0	1.98	49%	49%				0
		7.5	7.5	-0.54	6.96	25%	25%				0
		3.5	4.09	0.11	4.2	35%	35%				0
		5.4		6.43	6.43	36%	36%				0
		5.88		5.51	5.51	49%	49%				0
		13.11		14.66	14.66	43.7%	43.7%				0

		9.6		10.84	10.84	48%	48%				0
		9.8		11.93	11.93	49%	49%				0
		9.8		9.38	9.38	49%	49%				0
		7.35		6.38	6.38	48.97%	48.97%				0
		7.03		9.23	9.23	46.84%	46.84%				0
		5.15	5.15		5.15	2%	2%				0
		3.5	3.5		3.5	10%	10%				0
		0.42	0.42		0.42	19%	19%				0
		100		100	100	8.7%	8.7%				0
		30		30	30	2.17%	2.17%				0
		0.05	0.05		0.05	0.06%	0.06%				0

		10.93	10.93		10.93	100%	100%				0
		1,502.02	1,502.02		1,502.02	100%	100%				0
		65	65		65	90.28%	90.28%				0
		51.65	51.65		51.65	100%	100%				0
		0.59	0.59		0.59	100%	100%				0
		6.03	6.03		6.03	100%	100%				0
		16.05	16.05		16.05	100%	100%				0
		15.6	15.6		15.6	62%	62%				0
		379.98	339.98	40	379.98	77.61%	77.61%				28.51
		14.71	14.71		14.71	67.43%	67.43%				0
		68.71	68.71		68.71	100%	100%				0
		101.05	75.6	25.46	101.05	100%	100%				51.79

		229.5	229.5		229.5	100%	100%				0
		386.84	281.84	105	386.84	88.86%	88.86%				0
		175.59	122.59	53	175.59	97%	97%				0
Zoomlion H.K. Holding Co., Ltd		5,485.97	5,485.97		5,485.97	100%	100%				0
		360	72	288	360	100%	100%				0
		10	10		10	100%	100%				0
		10	10		10	100%	100%				0
		90.02	90.02		90.02	83.13%	83.13%				4.16
Zoomlion .Ru.co.,Ltd		0.52	0.52		0.52	100%	100%				0
		50	50		50	100%	100%				0
		47.85	47.85		47.85	65%	65%				0



		3	3		3	60%	60%				0
		15		15	15	93.75%	93.75%				0
		2,100		2,100	2,100	100%	100%				0
		30		30	30	100%	100%				0
		16.1		16.1	16.1	100%	100%				0
		21		21	21	70%	70%				0
	--	11,528.15	8,682.15	2,908.52	11,590.68	--	--	--			90.86

4

1

	43,240.49	42,273.36
	3,327.43	270.24
	46567.92	42543.60
	34274.91	30111.93

2

	43,240.49	30,993.22	42,273.36	29,864.65
	43,240.49	30,993.22	42,273.36	29,864.65

3

	22,163.16	15,249.94	20,681.62	13,784.31
	14,123.23	10,417.19	15,736.64	11,959.37
	1,536.89	917.85	1,643.6	999.28
	3,021.77	2,413.39	2,990.05	2,080.56
	2,167.37	1,778.51	1,054.7	880.77
	228.07	216.34	166.74	160.36
	43,240.49	30,993.22	42,273.36	29,864.65

4

		(%)
A	1,572.35	3.38%
B	1,097.6	2.36%
C	2,037.35	4.38%
D	358.53	0.77%
E	355.68	0.76%
	5,421.5	11.64%
	542,150.10	11.64%

5

1

--	--	--

	84.46	33.27
	23.41	23.65
	0	1
	0	0.05
	107.87	57.97

2

	28.51	29.15	
	4.16	4.12	
	0	0	
	51.79	0	
	84.46	33.27	--

3

	15.90	21.36	
	2.21	0	
	2.13	0	
	1.55	0	
	1.54	1.24	
	23.33	22.60	--

6

1	--	--
	6503.2	7504.37
	405.31	-20.47
	267.21	216.3
	27.89	20.98
	0	0
“ ”		

1

	%		
	19.07%	0.95	0.95
	18.62%	0.93	0.93

2

	& ž&S*" %&	%ž+ (" ) %	' S' +, %	
	% S'	% ", &	! - (" )' %	
	%ž+&S", %	%ž%, " ) +	) %' %& %	
	% ž- S S' ' )	%ž*), " S+	* &' %&& %	
	%ž%& (" ' %	, % " +*	' + " %& %	
	' %& ) (	%& , " ) *	- * " ( , %	
	' ' S' S*	%&& " S*	% * " , * %	
	%ž) ( &' (-	+ , ' " , *	- * " + , %	
	( ) * " &*	' %&' %&	( ' " , ) %	
	( ) &' ) *	, S (" &	! ( ' " + ' %	
	% S' " &	) ' " *'	- &' ) && %	
	+ž%&S", ,	' ž*, - " ' &	- &' ( + %	
	)ž%&&' *'	+ %' &&	) ( (" - %&	
	' ž, * - " ) )	)ž- ) * " , *	! ' ) " S ( %	
	*ž% ) " &+	%ž\$- &' +&	( * " " S ( %	
	*% " &	' , " -'	%& - S' * ) %	
	& &' ) *	%& - " ) *	* * " * ( %	
	' &&' , S	%&S' - ,	% S' , * %	
	+ ' - " %	& * " * *'	% + " - , %	

	' ')"SS	&&+" %	(+" , %	
	', )", )	% - " &%	%+"%+%	
	%, "- &	%&+"+\$	, ("+\$%	
	&ž- *S" &	&žS- ' " &	(% ( &%	
	! ' ž' -- " (*	!%ž) SS' ) +	!%&ž" ) (%)	

